



ISSN 2278 – 0211 (Online)

## Analysis of Human Resource Management Practices and Firm Efficiency of Consumer Goods Manufacturing Firms in Kenya

**Dr. Bulitia Godrick Mathews**

Registrar, Department of Human Resource Administration, Finance, Planning & Development,  
School of Business & Economics, Murang'a University of Technology, Kenya

**Dr. Jairus Boston Amayi**

Senior Lecturer, Department of Accounting & Finance,  
School of Business & Economics, Murang'a University of Technology, Kenya

### **Abstract:**

*Manufacturing sector is important to the Kenyan economy, employing 13% of total workforce in the formal sector and 1.4 million people in the informal sector. Despite the importance, its contribution to the regional market is low at 7% export and GDP remains stagnant at 10% since 1960s. This has raised the concerns about Kenyan manufacturing sector's performance in relation to firm efficiency. Previous studies in Kenya have focused on strategic human resource management practices and firm performance. While the HRM practices - firm efficiency relationship may enhance improved productivity, no research has been undertaken in consumer goods manufacturing firms in Kenya. The objective was to establish the relationship between human resource management practices and firm efficiency of consumer goods manufacturing firms in Kenya. Drawing from Resource Based theory, it was conceptualized that the independent and dependent variables are HRM practices and firm efficiency respectively. A cross sectional survey design and population of 65 firms were used. It was a census study with response at 76.9%. The results revealed that there is significant association between HRM practices and firm efficiency with most significant association being on material incentives and firm efficiency with  $R^2$  of 66.9% ( $\beta=.303$ ,  $p<0.01$ ), indicating that material incentives account for 30.3% of variance in efficiency. Conclusions are that among the firms, HRM practices predict firm efficiency. It is recommended that the firms' efforts should be directed on HRM practices in order to enhance firm efficiency. Contrary to prior research, this study has revealed that HRM practices, affect firm efficiency.*

**Keywords:** Human resource management practices, and firm efficiency, medium and large manufacturing firms, core activities - production and marketing of edible oils, soaps and detergents, beverages or sugar, Kenya, Dr. Bulitia

## **1. Introduction**

### *1.1. Background of the Study*

#### 1.1.1. Concept of Human Resource Management Practices, and Firm Efficiency

Human Resource Management (HRM) practices are activities undertaken by an organization in managing pool of human resource that will in turn give organization competitive edge. This definition concurs with Schuler & Jackson (1987), who defines HRM practices as, the organizational activities directed at managing the pool of human resource and ensuring that the resources are employed towards the fulfillment of organizational goals. Appelbaum (2001), too defines HRM practices as, the management of people within the internal environment of organizations, comprises the activities, policies, and practices involved in planning, obtaining, developing, utilizing, evaluating, maintaining, and retaining the appropriate numbers and skill mix of employees to achieve the organization's objectives. Competitive advantage with respect to HRM practices encompasses those capabilities, resources, relationships, and decisions that permit a firm to capitalize on opportunities and avoid threats within its industry. However, the question remains, including whether HRM practices guarantees positive firm efficiency outcome. Further, the limited research in HRM in emerging economies has not supported illumination of this concept of HRM practices or its firm efficiency consequences.

Firm Performance is measured in various ways, which include profitability ratios such as earnings per share, return on investment or return on equity (Drury, 2000). According to Truss (2008), determinants of organizational performance include but are not limited to; culture, Zahra *et al* (1990) and market orientation (Narver and Slater, 1990; Noble *et al*, 2002). With the disparate determinants, Abas and Yaacob (2006) claim that a single performance measure is inadequate to represent overall firm performance. Appropriate firm performance dimensions' spawn effectiveness, efficiency and adaptability (Walker and Ruekert, 1987). Tangen (2002) posit that

measurement should be based on a limited number of measures that consist of financial and non – financial parameters. Pearce *et al* (1987) reported that empirical research reveals that actual and perceived measures of performance are strongly correlated. However, a major part of literature has tended to limit itself to considering only financial aspects of performance, ignoring other outputs such as efficiency which is a major focus of this study.

#### 1.1.2. The relationship between Human Resource Management Practices and Firm Efficiency

Huselid's (1995) groundbreaking study demonstrated that a set of HRM practices he referred to as high performance work systems (HPWS) were related to turnover, accounting profits, and firm market value. Since then, a number of studies have shown similar positive relationships between HRM practices and various measures of firm performance. For instance, MacDuffie (1995) found that "bundles" of HRM practices were related to productivity and quality in his sample of worldwide auto assembly plants. Delery and Doty (1996) found significant relationships between HRM practices and accounting profits among a sample of banks. Youndt, Snell, Dean, and Lepak (1996) found that among their sample of manufacturing firms, certain combinations of HRM practices were related to operational performance indicators. Likewise, Guthrie (2001) surveyed corporations in New Zealand and found that their HRM practices were related to turnover and profitability. This vein of research has been summarized by Huselid and Becker who stated that based on four national surveys and observations on more than 2,000 firms, the judgment is that the effect of a one standard deviation change in the HRM system is 10– 20% of a firm's market value (Huselid & Becker, 2000). Whereas studies have been done on HRM practices and firm performance, no research has tested the hypothesis that employing progressive HRM practices specifically employee training, material incentives, non-material incentives and performance appraisal enhances firm efficiency in a causal sense.

#### 1.1.3. Manufacturing Firms in Kenya

Since independence, the Kenyan economy has remained predominantly agriculture, with industrialization taking an integral part of the country's development strategies. The industrial sector's share of monetary GDP has continued to be about 15-16% while that of manufacturing sector has stagnated at a little more than 10% over the last two decades. Manufacturing activities account for the greatest share of industrial production output and form the core of industry. Manufacturing sector makes an important contribution to the Kenyan economy and currently employs 275,800 people, which represents 13 per cent of total employment with an additional 1.4 million people employed in the informal side of the industry (Economic Survey 2012, National Development Plan 2002-2008, KAM, 2012: Central Bank of Kenya, 2008). The sector is mainly agro-based and characterized by relatively low value addition, employment, and capacity utilization and export volumes partly due to weak linkages to other sectors. To imply lack of embracing Human Resource Management Practices, and proper firm characteristics by other sub sectors.

Locally manufactured goods comprise 25 percent of Kenya's exports. However, the share of Kenyan products in the regional market is only seven per cent of the Kshs. 968 billion regional market. The Eastern African market is dominated by imports from outside the region (Kenya Competitiveness Benchmark Report 2008). This is an indication that there is a large potential to improve Kenya's competitiveness in the region by replacing external suppliers gradually.

In terms of sector concentration, large companies in Kenya account for a large proportion of manufacturing sectors output and employment for instance Hazlewood (1979) found that large manufacturing firms comprised only 22% of the firms but contributed over 80% of the total manufacturing surplus. In this study, the researcher distinguishes ownership as either multinational or indigenous and in many cases makes a comparative analysis along these two dimensions of ownership.

The desire to carry on this study was enhanced by the observations released by Central Bureau of Statistics 2012. The statistics revealed manufacturing sector's performance being on decline with value added (Ksh. million) of 205.7, 202.1, 199.6, 198.3 and 190.5 in the year 2003, 2004, 2005, 2006 and 2007 respectively and its contribution to the GDP being stagnant at 10 percent since the 1960s. This has as a result led to the limited local and Foreign Direct investment (FDI) in the country and the high outflow of investment to the neighboring countries. In response to this pressure, the Government initiated several reforms and policies aimed at spurring growth and development of a vibrant manufacturing sector by 2030. However, implementation of the policies and formulation of new policies in consumer goods manufacturing firms sub sector has been constraint by inappropriate adoption of technological innovation and best human resource management (HRM) practices. Consequently, Consumer goods manufacturing firms which are viewed as major source of livelihoods in Kenya seem to have given little impetus to improvement of livelihood both in Kenya and East Africa. Whereas studies have been carried out on relationship between strategic HRM practices and firm performance in manufacturing firms in Kenya, no studies have been have established the status of moderation of both technological innovation and firm characteristics interact with HRM practices to enhance firm performance in consumer goods manufacturing firms in Kenya.

#### *1.2. Statement of the Problem*

Manufacturing sector is important to the Kenyan economy, employing 13% of total workforce in the formal sector and 1.4 million people in the informal sector. Despite the importance, its contribution to the regional market is low at 7% export and GDP remains stagnant at 10% since 1960s. This has raised the concerns about Kenyan manufacturing sector's performance in relation to efficiency. In response to this pressure, the Government initiated several reforms and policies aimed at spurring growth and development of a vibrant manufacturing sector by 2030. However, implementation of the policies and formulation of new policies in consumer goods manufacturing firms sub sector has been constraint by inappropriate adoption human resource management (HRM) practices. Consequently, Consumer goods manufacturing firms which are viewed as major source of livelihoods in Kenya seem to have given

little impetus to improvement of livelihood both in Kenya and East Africa. Whereas studies have been conducted on Human Resource Management (HRM) practices and firm performance in manufacturing context in Kenya, no research has been undertaken on the HRM practices – firm efficiency relationship among the consumer goods manufacturing firms in Kenya. It is in view of these that this study has focused on the effect the HRM practices – firm efficiency relationship.

### 1.3. Objective of the Study

To establish the relationship between Human Resource Management practices and Firm efficiency in consumer goods manufacturing firms in Kenya.

### 1.4. Hypotheses

The following hypotheses have been derived from the conceptual framework and research objectives;

**H<sub>10</sub>**, There is no relationship between human resource management practices and firm efficiency

### 1.5. Conceptual Framework

The independent variable is human resource management practices measured by employee training, material incentives, outcome appraisal, non-material incentives and process appraisal. The dependent variable is firm efficiency.

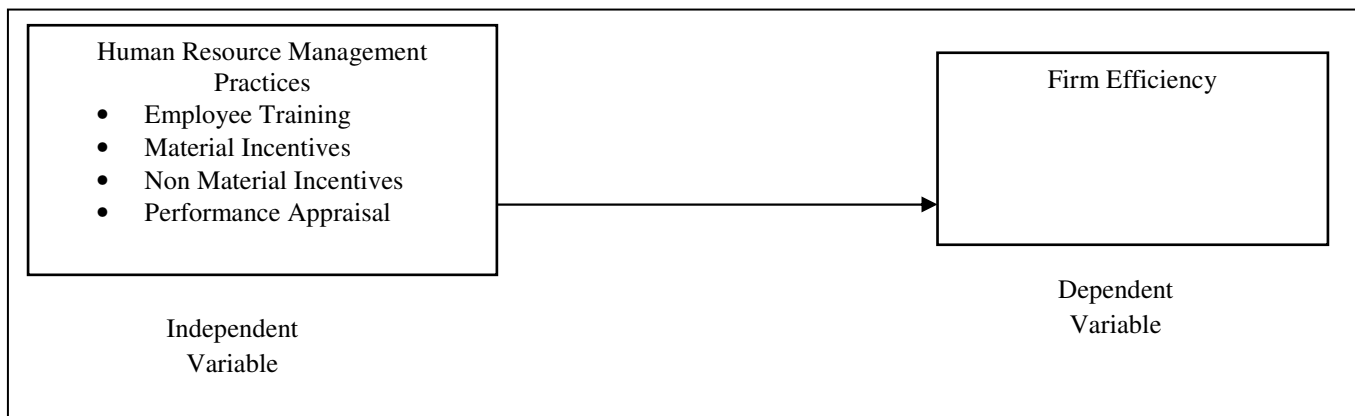


Figure 1: Conceptual framework on the HRM practices and firm efficiency of manufacturing consumer goods firms in Kenya  
Source: Self Conceptualization, 2016

## 2. Research Methodology

### 2.0. Introduction

This section discusses the research design for the study, target population, the data collection method and the data analysis method.

### 2.1. Research design

The study was based on positivists approach (Positivism – paradigm). Positivism is associated with quantitative research and involves hypothesis testing to obtain “objective” truth that can be used to predict what may happen at a future date (Rossman & Rollis, 2003). Based on the approach, the study adopted cross-sectional survey research design to obtain the empirical data to address the objectives of the study. A cross-sectional survey was deemed appropriate for the study because it enables the researcher to collect data and make inferences about a population of interest at one point in time. Cross-sectional surveys have been described as snapshots of the populations about which they gather data. Cross-sectional surveys can be conducted using any mode of data collection, including interviews and mailed or self-administered questionnaires. Furthermore, this research design is appropriate approach where the aim of the study is to determine the existence and extent of a problem (Nachmias & Nachmias 2008). This design also ensures that each respondent filled in only one questionnaire during the data collection period without filling the questionnaires at some other time in the future. Thus the responses obtained were only applied for the period under study.

### 2.2. Study Area

The study was conducted in Kenya. The geographical area of Kenya covered in the study was obtained from the Nation Business Directory (2012), Kenya Association of Manufacturers Directory (2012), Kenya Industrial Research Institute (KIRDI), and the Yellow Pages of the Telephone Directory (2012). This study area was chosen because it enabled the researcher to gather sufficient data within reasonable time and also essential for obtaining respondents from medium and large manufacturing consumer goods firms, a characteristic which was key for this study. Most previous studies on manufacturing industry have been focusing on large firms classifying them under three main sectors, namely, the agro-based industrial sector, engineering and construction industrial sector and the chemical and mineral industrial sector. This study sought to focus on specifically the medium and large manufacturing consumer goods firms. The study area chosen conveniently met the requirements of the study.

### 2.3. Population and sampling size of the Study

The population of the study comprised medium and large multinational and indigenous manufacturing consumer goods firms in Kenya. This included all manufacturing of consumer goods firms in the selected industries in all major towns in Kenya totaling to 65 firms after excluding 3 firms used in pretesting stage.

Description	Total No. of Firms
Medium and Large Manufacturing Consumer goods firms in Kenya	68
Firms used in Pretesting	3
Firms targeted	65
Firms Responded	50

Table 1: Total number of medium and large manufacturing of consumer goods firms in Kenya

Source: Survey data 2013

### 2.4. Sampling Size and Sampling Techniques

The Sampling size is a list of potential members of the target population to be included in the sample (Mugenda and Mugenda, 1999). It is a list of elements from which a sample is drawn (Cooper and Schindler, 2001). In this study, the sample size consisted of all the 65 medium and large manufacturing consumer goods firms in Kenya. This sample size was selected using census sampling techniques. This technique was chosen because the units of study were not too many and the manufacturing consumer goods firms are concentrated in major cities and towns in Kenya and, therefore, accessible, and not prohibitive in terms of cost, time and other resources (Saunders *et al.*, 2007). Furthermore, a census survey is suited to development of a broad industry-based understanding for studying the hitherto enigmatic problems of the Kenyan manufacturing consumer goods firms. The sampling size was developed from firms registered in the Nation Business Directory (2012), Kenya Association of Manufacturers Directory (2012), Kenya Industrial Research Institute (KIRDI), and the Yellow Pages of the Telephone Directory (2012). All these Directories were relied on since there was no single directory that seemed to provide a listing of all relevant firms. Among the three directories, the Nation Business Directory was the most comprehensive. Three Directories of the manufacturing consumer goods firms were considered. These were; firms dealing with processing sugar, edible oils, soaps and detergents and those firms that dealt with beverages (both alcoholic and non alcoholic). Studies involving whole populations of firms are common, especially where only a specific firm category is being studied (Weguko, 1984; and Mulaki, 2000). Aosa (1992) used a more or less similar approach in which his sample was made up of firms that he approached and were willing to participate. He went ahead to study all the 84 firms that were willing to participate.

### 2.5. Data Collection

#### 2.5.1. Sources of Data

Primary data was collected using a self-administered questionnaire on the HRM practices, Technology innovation, firm characteristics and firm performance. Primary data were sought for due to their proximity to the truth and control over error, (Copper & Schindler, 2003). Secondary data from existing company and government records were also reviewed and utilized in this study.

#### 2.5.2. Data Collection Procedure

The questionnaire was administered following the total design method Dillman, (2000) with pre-notification correspondence and a personal hand delivered survey with the help of three research assistants. Initially, the interviewer sought appointments with respondents through telephone with little success. In order to enhance response rate and response quality, the researcher and research assistant personally delivered the questionnaires. This procedure was preferred due to the geographical dispersal of the units of study, being scattered throughout the country. The approach also helped in securing appointments for return visits because in most cases the correspondents were either busy or away from office. It was indeed rare to find all three respondents on site. To ensure that the respondents were familiar with the research issues, the respondents were purposively sampled. The literature has long maintained that the Chief Executive Officer (C.E.O) should be the single respondent in such studies as they are considered to possess the most overall understanding and knowledge of the firm's operations and performance, (Byars, 1984; Eelbana & Child, 2007). Bowman & Ambrosini (1997) and other critics, nevertheless, assert that reliance on single respondent can increase the possibility of common method variance. Consistent with such researchers' suggestions to use multiple respondents, and to limit measurement error, this study targeted top management team members considered key informants in matters of firm performance and strategy: The Chief Executive Officer, the Chief Production Manager, the Chief Marketing Manager and the Chief Human Resource Manager. Furthermore, the upper echelons theory posits that an organization's performance is largely shaped by the perceptions and opinions of key informants and also that such key informants are the most knowledgeable regarding overall firm performance, HRM practices and technology innovation planning (Valenti *et al.*, 2011). The participants were assured of confidentiality and anonymity of responses and were in addition, promised a copy of the research report as incentive. Since the data analysis was at firm level, the responses were aggregated to provide a more accurate representation of the firm. A total of 65 copies of the questionnaires were delivered. Out of these 50 were successfully administered representing a response rate of 76.9%. This was well above the 25% reported in management research in emerging economy context, (Rettab *et al.*, 2008).



### 2.5.3. Instrument for data Collection

The questionnaire was developed and categorized in such a way that every study objective was addressed, by ensuring that there were specific questions addressing each objective. It was divided into six (6) sections, each capturing specific aspects of the study. Likert – type statements anchored on a five – point scale ranging from strongly disagree (1) to strongly agree (5) was used to capture specific indicators for each objective. The Likert – type scale is widely used in many social science studies. For instance, Andy and Lockett (2003) used a five-point scale and got the mean and standard deviations for each indicator. Similarly, Zou & Tamer (2002) used a seven-point scale in their study. In this study, a five-point scale was used as it was seen to be sufficient to provide clear distinctions between the points, which made it unnecessary to use higher scales.

### 2.5.4. Reliability Test(s) for Data Collection Instrument

Kothari (2004), stresses that reliability of an instrument can be assessed by asking such questions as who collected the data, the sources of the data and whether proper methods were used. Reliability refers to the extent to which an experiment, test, or any measuring procedure yields the same result on repeated trials. Reliability of a measure thus indicates its stability and consistency (Sekran, 2000). Instrument stability is usually assessed using the test retest procedure whilst the most prevalent method for measuring reliability of self administered survey questionnaires involves estimating internal consistency. In the case of a test retest procedure, a test is administered twice to the same respondents with some time lag in between. If repeated administration of the instrument shows consistent results, the instrument is deemed reliable (Carmines & Zellar, 1979). For this study, stability was not assessed since it was not feasible to administer a second instrument to the same study respondents. Previous research sites difficulty in assessing stability using the test retest procedure when targeting a respondent pool consisting of C.E. O's and other senior managers, Whisman & McClelland (2005).

When the instrument consistency is assessed the focus is an inter-item correlation or internal consistency. The fundamental assumption underline internal consistency is that items are all slightly different measures of the same concept Nunnally (1978) and therefore the inter-correlation between items will be high. In this regard, Cronbach's coefficient alpha is commonly used as a measure of internal consistency. The value of coefficient alpha ranges from zero (no internal consistency) to one (complete internal consistency) (Cronbach, 1951). The Cronbach alpha coefficient threshold is regarded as 0.6, (Hair *et al.*, 1998). Moreover, Carmines & Zellner (1979) indicate that Cronbach's alpha is a superior measure of internal consistency than test retest or split halves approaches. In the current study the Cronbach alpha was computed for technology innovation, HRM practices, organization characteristic and firm performance. Although the constructs developed in this study were measured primarily on previously validated measurement items and strongly grounded in the literature, they were modified somewhat to suit the Kenyan context.

### 2.5.5. Validity Test (s) for Data Collection Instrument

Instrument validation was done in several ways which included content analysis in which each item of the instrument was carefully analyzed and checked to ensure that it conveyed the necessary message. The validity of a measure is defined as the extent to which a construct or a set of measures correctly represents the concept of study, and the degree to which it is free from any systematic or non-random error (Nunnally, 1978). It is widely held that establishing the reliability of a measurement scale should precede an assessment of its dimensionality because the presence of unreliable measurement items enhances a scale's lack of uni-dimensionality (Cortina, 1993). In this regard reliability is, therefore, a necessary condition for validity (Peter, 1981; Peter & Churchill, 1986). The foregoing section has reported the positive results of reliability analysis. Researchers also assert that no single statistic offers a general index of validity of the measurements made. Consequently, three basic types of validity have been proposed (Sekaran, 2000): content validity (whether the measure adequately measure the concept), construct validity (measures whether the instrument tap the concept as theorized) and convergent validity (tests whether two instruments measuring the concept correlate highly).

#### 2.5.5.1. Content Validity

A measure has content validity if there is a general agreement among the subjects and researchers that the instrument has measurement items that cover all aspects of the variable being measured. This form of validity, also known as face validity, subjectively assesses the correspondence between the individual items and the concept through ratings by expert judges. The objective of the content validity is to ensure that the selection of construct items extends past empirical issues to include theoretical and practical considerations (Robinson *et al.*, 1991).

For the HRM practices construct, the literature depicts a vast corpus propositioning conceptual frameworks. The pool of items generated from this exercise that were deemed to represent the underlying dimensions of the HRM practices variable were given to an expert panel of five academics drawn from the fields of human resource management, strategic management, information technology and marketing. These experts expressed their degree of agreement/disagreement with the use of the different items on a Likert scale of five points. This process yielded 15 items to represent HRM practices scale. Regarding the technology innovation, the literature review revealed that empirical research is dominated by Garavan *et al.* (2008) typology. The measurement scale used in this study is the Dixon, *et al.* (2001) scale, preferred in the literature because of its multi item nature which is deemed to adequately cover the underlining theoretical dimensions. Lastly, the literature revealed that firm performance is best measured by multi item scales. The instrument used in this scale is adopted from Dess & Robinson (1984) which has been used successfully in previous studies (Allen & Gell, 2000; Allen & Kilmann 2001).

In summary the process produced an instrument: 15 items for measuring HRM practices; 3 item scale for measuring technology innovation; 1 measuring organization characteristics; 2 for measuring HRM practices and 9 items for measuring firm performance. In an interactive manner the expert panel revised the questions and response options until all evaluators conquered that each question and each response option fairly reflect accurately the requisite underlying dimension for each construct. Moreover, the pretext subject indicated that the content of each construct was well represented by the measurement items employed.

#### 2.5.5.2. Construct Validity

Construct validity refers to the degree to which a measurement scale assesses the theoretical construct it purports to assess (Nunnally, 1978). Support of construct validity can be gleaned from several sources of different methodological approaches, Cronbach (1951), Cronbach & Meehl (1955). Since this research sought to operationalize the study constructs, as multi-item measurement scales, an assessment of the dimensionality of the measurement scales should, therefore, indicate evidence of construct validity. It is widely held that the application of factor analysis is crucial in providing evidence of the dimensionality of multi-item measurement scales (Carmines & Zeller, 1979; DeVellis, 1991; Nunnally, 1978). Factor analysis seeks to summarize the information contained in a number of original variables into a smaller set of compact dimensions or constructs with minimum loss of information on original variables (Hair *et al.*, 2006).

The two prevalent forms of factor analysis are the exploratory factor analysis (EFA) and confirmatory factor analysis (CFA). EFA seeks to uncover the underlying structure of a relatively large set of variables, and to establish links when the observed and latent variables are unknown or uncertain, (Byrne, 1998). It is also the most common form of factor analysis and is used when there is no prior theory. In this procedure the factor loadings are used intuitively to determine the factor structure of the data and, in this manner, assists to determine unidimensionality of constructs is assessed. CFA, on the other hand, is used to test or confirm the relationship between the factors and the latent variables on the basis of pre-established theory.

With HRM practices posited to be at embryonic stage, CFA is not appropriate for developing these constructs (Ahire *et al.*, 1996) and, therefore, EFA was better suited for construct validation. In this study, EFA was performed using principle components analysis (PCA) to identify constructs, and subsequently for each construct separately. According to Hair *et al.* (2006), factor loadings greater than 0.30 are considered to meet the minimal level; loadings of 0.40 are considered more important; if the loadings are 0.50 or greater, then they are considered highly significant. A principle factor analysis loading of 0.50 was used as the cut-off point in this study. In this study, the method of Principal Components Analysis (PCA) using SPSS Version 16 was applied to the same data used in the assessment of internal consistency reliability. The use of this technique also allowed for the factors to be treated as uncorrelated variables in order to satisfy multi-collinearity assumptions (Punj & Stewart, 1983).

The instrument was divided into several sections to ensure that each section reflect material for the specific objective. Validation also involved thorough examination by research experts from Maseno University. This involved several presentations to colleagues and Doctoral Programme resource persons of the School of Business and Economics, and guidance from the researcher's supervisors.

A pre-test was done by administering the instrument to three conveniently selected managers to fill, without disclosing to them that this is not the final research. The managers were also asked to evaluate the statements for relevance and whether they were meaningful and clear, loaded or offensive. This approach of pre-testing a questionnaire was successfully used by Dixon, *et al.* (2001) in testing for validity and reliability of their questionnaire. On the basis of the responses, the instrument was adjusted appropriately before embarking on the data collection exercise.

#### 2.5.5.3. Convergent and Discriminant Validity

Convergence means that evidence from different sources corroborate meaning of a construct, whereas discriminability means that one can differentiate the construct that may be similar (Kerlinger, 1996). Campbell and Fiske (1959) suggested the multitrait multimethod matrix technique, essentially a correlation of matrices, to assess the dual concepts of convergent-discriminant validity. In this method, those correlation coefficients among scores for a given property measured by different instruments should be higher than correlation coefficients among scores for different properties measured by similar instruments. The multitrait matrix provides additional evidence of construct dimensionality. In order to demonstrate that the dimensions are distinct the correlation coefficient with a column should be less than the coefficient alphas found in the diagonal (Churchill, 1979). In this study the internal reliability is much higher than inter item reliability. The correlation coefficients range up to 0.58 and many of the pairs of variables are significantly correlated. The Cronbach alphas range between 0.62 and 0.96. These analysis shows strong evidence of discriminant validity since the Cronbach's alphas exceed the inter-item correlation in all cases based on the exploratory factor analysis and multi trait matrix, there is strong empirical support for discriminant validity. These studies salutary contribution is the validation of Conant *et al.*, (1990) scale in an emerging economy context in an African and a Kenyan business environment.

#### 2.5.6. Testing the Assumptions for Linear Regression Analyses

This study employed linear regression analysis in the analysis of data. Therefore it was essential to establish that the assumptions of linear regression were not violated. The need to identify any violations of the underlying assumptions of linear is emphasized in research Hair *et al.*, (1998). The assumptions which are considered necessary if conclusions can be drawn about a population on the basis of a regression analysis done on sample data includes, type of variables, homoskedasticity, linearity, normality of residuals and multicollinearity (Field, 2000). These assumptions are considered in the following subsection.

### 2.5.6.1. Types of Variables

As recommended by Field (2005), all predictor variables must be quantitative or categorical and the outcome variable must be quantitative, continuous or unbound. In this study, both the predictor variables and the outcome variable, HRM practices were quantitative. This means that the type of variables did not violate the requirements of regression analysis in this regard.

### 2.5.6.2. Linearity and Homoscedasticity

For linearity condition to be met, the outcome variable for each increment of predictor(s) should lie along a straight line (Feld, 2000). Testing this assumption is important because modeling a non-linear relationship using a linear model limits the generalization of the data (Field, 2005). Homoscedasticity assumption is satisfied when at each level of the predictor variable(s) the variance of the residual terms is constant. If the assumption does not hold the accuracy of the  $r$  coefficient may be untenable. Assuming that distribution of data is homoscedastic when indeed is actually heteroscedastic leads to a result which overestimates the goodness of fit as measured by the Pearson coefficient. A plot of standardized differences between the observed data and the values predicted by the regression model (ZRESID) against the standardized predicted values of every dependent variable (ZPRED) was used to assess whether the assumption of random error and homoscedasticity had been satisfied. This was done for the firm Efficiency, and the independent variable. The normal P-P plots and scatter plots, depicting satisfaction of linearity and homoscedasticity conditions, respectively is indicated in figure 2-4.

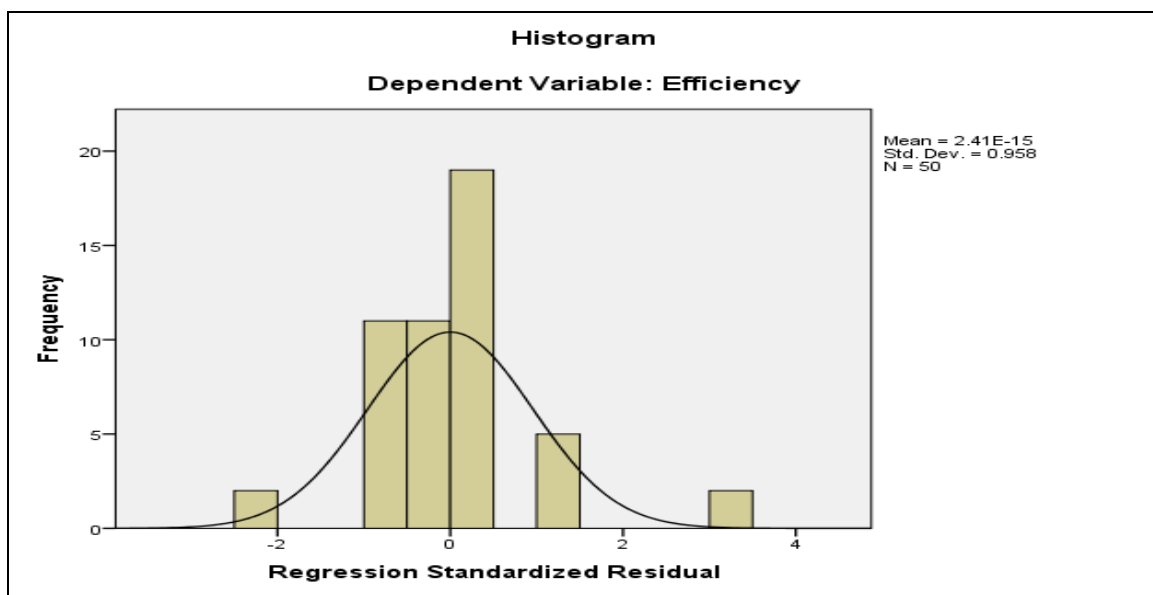


Figure 2: Histogram of regression standardized residuals for Efficiency  
Source: Survey data (2013)

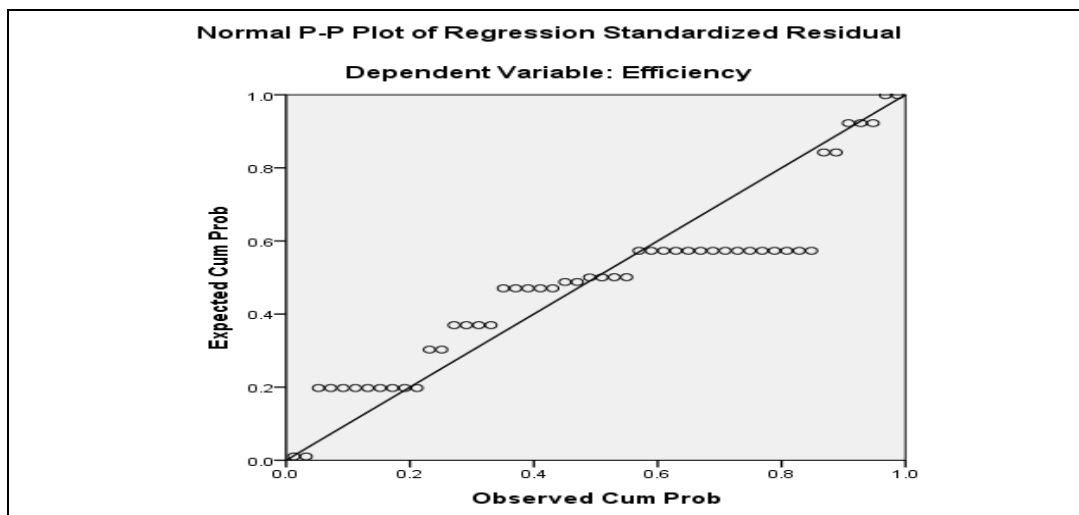


Figure 3: Normal P-P plot of regression standardized residuals for Efficiency  
Source: Survey data (2013)

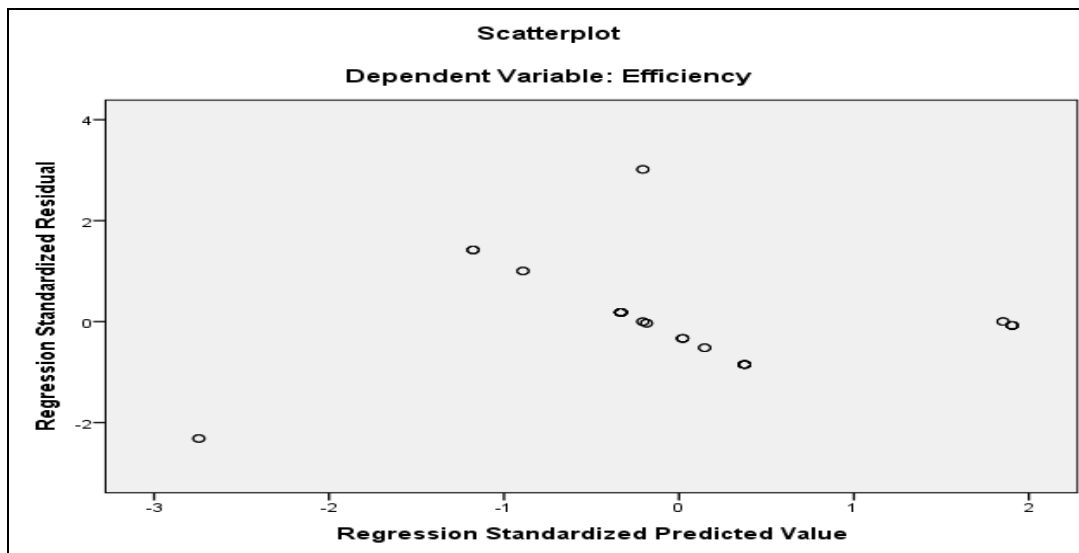


Figure 4: Scatter plot of ZRESID against ZPRED for Efficiency  
Source: Survey data (2013)

### 2.5.6.3. Testing for Multicollinearity

It was also necessary to test for existence of multicollinearity because highly collinear items can distort the results substantially or make them unstable and not generalizable and harmful to multiple regression (Hair *et al.*, 1998). Multicollinearity occurs when two or more items measure the same entity and are therefore identical (Ahire *et al.*, 1996). This study assessed the multicollinearity of the independent variables by means of tolerance and variance inflation factor (VIF). A tolerance of below 0.10 or a VIF greater than 10 is regarded as indicative of serious multicollinearity problems (Field, 2000, Hair *et al.* 1998). Table 2 shows the results of the multicollinearity statistics of the study variables.

Coefficients <sup>a</sup>		
Model	Collinearity Statistics	
	Tolerance	VIF
Non-material Incentives	.603	1.659
Performance Appraisal	.879	1.138
Employee Training	.663	1.509
Material Incentives	.772	1.295

a. Dependent Variable: Organizational Performance

Table 2: Collinearity Statistics  
Source: Survey Data (2013)

As indicated in Table 2 the tolerance statistics were all well above 0.10 and the variance inflationary factor (VIF) values were all well below 10. It can, therefore, be safely concluded that there was no multicollinearity within the data.

### 2.6. Data Analysis

Data was analyzed by use of descriptive statistics, correlation and regression analysis. Descriptive Statistics helped the researcher to discover miscoded values, missing data and other problems in the data set, (Cooper and Schindler, 2003). It also made it easier for the researcher to organize, summarize, interpret and communicate quantitative information obtained from the study, (Mutai, 2001). Pearson correlation analysis was conducted to determine the direction, strength and significance of the bivariate relationship between human resource management practices and firm performance. A high *r* value denoted a very strong and significant correlation, thereby implying a very strong relationship. Regression analysis was used to determine the effect of HRM practices on firm efficiency (Hekkert, *et al.*, 2007). Researchers have posited that regression analysis is the most general and conservative method for testing contingency hypothesis in which interaction exists (Ojera, 2011; Aguinis, 2004; Aiken & West, 1991; Cohen & Cohen, 1983; Jaccard, *et al.*, 1990; Dowling & Mc Gee, 1994, Covin & Slein, 1989).

The analysis techniques were appropriately chosen to suit the requirements of each objective. The objective of the study which sought to establish the relationship between HRM practices and firm efficiency in the study area was analyzed by use of correlation and simple bi-variate regression analysis.

The resulting regression models may be expressed as follows;

$$Y_i = a + \beta_1 X_i + \epsilon$$

Model 1



Where  $Y$  is the dependent variable (firm efficiency),  $X$  is the theoretically defined independent variable (Human Resource Management practices),  $Y_i$  (where  $i=1-65$ ) are the firms, while  $\beta_1$  (where  $i = 1-4$ ) are the regression coefficients,  $X_i$  (where  $i = 1-4$ ) are the HRM practices indicators (Employee training, material incentives, non-material incentives and performance appraisal), and  $\mathcal{E}$  is the error term corresponding to each model.

Where

$i$  - 1<sup>th</sup> firm

$i$  - 1- 65

$Y$  - Firm Efficiency

$a_1$  - Constant

$b_1 b_2 b_3$  - Coefficients

$X_i$  - Human Resource Management Practices

$\mathcal{E}$  - Error Term

The coefficient of determination ( $r^2$  value) is a measure of the degree of variability in the dependent variable, in this case firm efficiency attributable to predictor variables namely: the configurationally aspect of human resource management practices. In the model the beta coefficient ( $\beta$  value) estimates the degree of change in competitive advantage resulting from each unit change in human resource management practices.

### 2.7. Data Presentation

The data obtained from the questionnaire was summarized using descriptive statistics such as mean, standard deviation, frequencies and percentages. After screening of data, summarized frequencies were produced to give measures of central tendencies which include simple means. Other statistical presentations included frequency distributions and proportions such as percentage (%). The analyzed data was presented using Tables. Qualitative data was summarized and categorized according to common themes and presented in frequency distribution Tables.

## 3. Results and Discussion

### 3.1. Introduction

Data is analyzed, presented and discussed in this chapter. Both descriptive and inferential statistics were used in the analysis. The researcher followed the four phases normally used in many research projects, namely data clean up, data reduction, data differentiation, and explanation. Data clean up involved editing, coding and tabulation of the findings. This helped in detection of any anomalies in the responses, and in assigning specific numerical values to the responses for further analysis. The main techniques of data analysis used in this study are descriptive statistics, correlation and regression analysis and factor analysis.

### 3.2. Results of the Study

#### 3.2.1. Categories of Firms

This study targeted 65 manufacturing firms which were identified from various sources as specified in chapter three. A total of 50 firms responded out of the expected 65 firms targeted for the study, giving a response rate of 76.9%, compared to previous studies, this is high and thus adequate. Of these, 38 (76%) were indigenous while 12(24%) were multinational firms. These findings are presented in Table 3. The findings by categories of firms are presented in Table 3.

Categories of firms	Frequency	Percent
Indigenous	38	76.0
Multinational	12	24.0
Total	50	100.0

Table 3: Categories of Firms (In Percentage)  
Source: Survey data (2013)

### 3.2.2. Geographical Distribution of Firms

The distribution of the firms geographically revealed that 80% of the firms were in Nairobi, while 20% were found outside Nairobi, of all the 40 firms found in Nairobi, 77.5% were indigenous while 22.5% were multinational firms. The study findings further show that in Nairobi alone, multinational firms have 26%, 8%, 64% and 2% for soaps and detergents, edible oils, beverages and sugar respectively whereas Indigenous firms have 43%, 20%, 17% and 20% for soaps and detergents, edible oils, beverages and sugar respectively. Other regions of the country for multinational firms had 30%, 25%, 25% and 20% for soaps and detergents, edible oils, beverages and sugar respectively while indigenous 45%, 15%, 15% and 25% for soaps and detergents, edible oils, beverages and sugar respectively. Table 4 illustrates these findings.

Products Category	NAIROBI		OTHERS		TOTALS	
	Multinational (n=9)	Indigenous (n=31)	Multinational (n=3)	Indigenous (n=7)	Nairobi (n=40)	Others (n=10)
Soaps and detergents	26	43	50	45	62	20
Edible oils	8	20	25	15	8	25
Beverages	66	17	25	15	40	25
Sugar		20		25		30
Totals	100	100	100	100	100	100

Table 4: Geographical Distribution of the Firms (In Percentage)

Source: Survey data (2013)

In this study the word 'indigenous' does not necessary imply local ownership, it is on the basis of operation, the word indigenous is used because they are local firms without subsidiaries outside Kenya. Only few of the indigenous firms are owned by non Kenyan, unlike majority of the multinational firms.

### 3.2.3. Main Product Categories Produced by the Firms

The study findings show a majority (56%) of the multinational firms were in the soaps and detergents industry, with none of the multinational firms engaging in the sugar industry. In the beverages industry and edible oils, multinational firms comprised 8 % and 18% respectively whereas indigenous firms had 4%, 10% and 4% for soaps and detergents, beverages and sugar respectively. It is important to note that a number of firms handled more than one product, but they were supposed to indicate the major product. Thus a number of firms involved in edible oil manufacturing also produce soaps and so on. The Table 5 reveals the above data.

Product Category	Firm category		Total
	indigenous	multinational	
Soap and detergents	4.0%	56.0%	60.0%
Beverages	10.0%	8.0%	18.0%
Edible oils		18.0%	18.0%
Sugar	4.0%		4.0%
Total	18.0%	82.0%	100.0%

Table 5: Main Product Categories Produced by the Firms

Source: Survey data (2013)

### 3.2.4. Distribution of the firms according to Age

Age is a salient component in any studies as a dimension of time it often has influence on variables related to the behavior of organizations, such as performance. This study sort to find out from the respondents to indicate the year the firms they worked for started operating in Kenya. The reason behind this is because growth of manufacturing firms is directly related with technology innovation, investments, Human Resource practices put in place and economic development. From the study findings among the 50 firms that indicated their age, it was found that some firms were as young as only 4 years, while the oldest firm was 87 years. Giving a range of 83 years between the oldest and the youngest firm. This information is summarized in Table 6.

From the study findings as indicated in Table 6, it is worth noting that majority of the multinational firms that participated in the study were aged over 11 years with 40% aged between 11 and 40 years, with only 2% below 10 years old, whereas 25% of the indigenous firms were less than 10 years old. It is further noting that 28% of the multinationals were formed before 1950, whereas only 2.2 % of the indigenous firms existed before 1950. The study also revealed that 58% of the multinational firms were at least 41 and above years old, as compared to 2.2% of the indigenous firms that were above 41 years old. The study further shows that 42% of the multinational firms were formed after 1970, while 97.8% of the indigenous firms were formed after 1970. In establishing the firms' mean age, the

computation revealed 21.5 years and 41.5 years for indigenous and multinational firms respectively. This study therefore indicates that multinational firms in Kenya are much older than the indigenous ones. The total mean age is 27.5 years, and this indicates that the industry has been in existence quite for some time and could have done better than it is currently.

The categorization of the ages was done basing on major economic and political trends in Kenya. For instance, the period before 1960 may be said to be the pre- independence period, which was characterized by struggle for independence that culminated with Kenya getting independence in 1963 and a Republic in 1964. Only 7.2% of the manufacturing firms existed by 1960, while the others been formed after 1960. Some 28% of the multinational firms involved in this study even before 1950, while only 2.2% of the indigenous firms existed. It is noted that no indigenous firms were formed between 1960 and 1969 while 30% of the multinational firms were formed during this time. The decade of 1970- 1979 recorded formation of 30% of the multinational firms and 21.8% of the indigenous firms. Overall, 23.8% of all the manufacturing firms were formed during this period. This period was also a period of rapid growth, during which economy grew at an average of 6.6%. Between 1980 and 1989, some 32% of the indigenous firms were formed, while no multinational firms were formed. During this period, the world was experiencing the oil crisis, and high prices of commodities. It was the period of external shocks of the oil crisis which stunted economic growth, bringing it to 4%, although it later recovered to 8.2% in 1977 as a result of the 'Coffee boom'. It was also during this period that structural adjustment programmers started to take root in Kenya. These conditions may partly explain the poor performance in terms of formation of new firms.

Between 1990 and 1999, only 10% of the multinational firms and 18.6% of the indigenous firms were formed. Overall, only 16.5% of the manufacturing firms were formed during the period. There was some improvement in economic performance, which was however, suppressed by droughts, poor commodity prices, and world recession. Structural adjustment programmes were also widely applied, and the economic liberalization began in earnest. Since 2000, some 25% of the indigenous firms were formed while only 2% of multinational firms were formed. Overall 19.5% of the manufacturing firms were formed. During this time, Kenya's economic performance was at its lowest, going down to negative 0.3% in the year 2000.

Year of establishment	Age (yrs)	Multinational firms (Percent) n=12	Indigenous firms (Percent) n=38	Total firms (Percent) n=50
After 2000	10 and below	2	25	19.5
1990 -1999	11-20	10	18.6	16.5
1980—1989	21- 30	0	32.4	24.6
1970 – 1979	31- 40	30	21.8	23.8
1960 – 1969	41- 50	30	0.0	7.2
Before 1960	Over 51	28	2.2	8.4
Total		100	100	100

Table 6: Age Distribution of the Manufacturing Firms

Source: Survey data (2013)

### 3.2.5. Firm size Measured by Permanent Employees

The result in Table 7 indicates that multinational firms have the highest number of permanent employees with 34% between 300 and 400 permanent employees and 24 above 400 permanent employees. Indigenous firms have majority of their permanent employees (10%) between 50 and 100.

Number of Employees	Firm category		Total
	indigenous	multinational	
between 50 and 100	10.0%	6.0%	16.0%
between 100 and 200		8.0%	8.0%
between 200 and 300		10.0%	10.0%
between 300 and 400		34.0%	34.0%
above 400	8.0%	24.0%	32.0%
Total	18.0%	82.0%	100.0%

Table 7: Distribution of Permanent Employees by Number and Firm Category

Source: Survey data (2013)

### 3.2.6. Membership of Associations

The Table 7 shows that 96% of the respondents indicated that their firms are members of the Kenya Association of Manufacturers while a paltry 4% of respondents indicated that they are not members of Kenya Association of Manufacturers. This can be attributed to the firms having a recognized body by the Government to champion their case or demands. Majority of the respondents (57.1%) indicated that multinational firms are members of the National Chamber of Commerce and Industry while none of the indigenous firms are members of the National Chamber of Commerce and Industry. This can be the reason to why most indigenous firms are not exhibiting good performance and quality products.

Association	Indigenous		Multinational	
	Yes	No	Yes	No
	Percentage		Percentage	
National Chamber of Commerce and Industry	0	14.3	57.1	42.9
Kenya Association of Manufacturers	70	3	26	1

Table 8: Distribution of Firms by Association

Source: Survey data (2013)

### 3.2.7. Average Annual Sales for the year 2006 and 2007

Respondents were asked to indicate their firm's average annual sales in the years 2006 and 2007, in millions. For multinational firms in the year 2006, 12%, 22%, 22%, 12%, 8%, and 6% of respondents said firm's annual sales were; less than 100 million, 100-200 million, 200- 300 million, 300- 400 million, over 400 million and 99 standing for non respondents respectively whereas the indigenous, 4%, 10% and 4% of respondents said firm's annual sales were; 100-200 million, 200- 300 million and over 400 million respectively. In the year 2007, multinational firms; 12%, 24%, 20%, 20% and 6% of respondents said firm's annual sales were; 100-200 million, 200- 300 million, 300- 400 million, over 400 million and 99 standing for non respondents respectively whereas indigenous firms; 14% and 4% of respondents said firm's annual sales were; 200- 300 million and over 400 million respectively. Table 9 illustrates these findings.

Average Annual Sales	Year		Total	Year		Total
	2006			2007		
	Indigenous	Multinational		Indigenous	Multinational	
less than 100 million		12.0%	12.0%			
100 -200 million	4.0%	22.0%	26.0%		12.0%	12.0%
200-300 million	10.0%	22.0%	32.0%	14.0%	24.0%	38.0%
300-400 million		12.0%	12.0%		20.0%	20.0%
over 400 million	4.0%	8.0%	12.0%	4.0%	20.0%	24.0%
99		6.0%	6.0%		6.0%	6.0%
<b>Total</b>	18.0%	82.0%	100%	18.0%	82.0%	100%

Table 9: Average Annual Sales for the Year 2006 and 2007

Source: Survey data (2013)

### 3.3. Firm Performance

Organizational performance deals with how well a firm is able to meet its objectives. It is known that the ultimate goal of any business organization is to be able to achieve specific objectives such as profit maximization, cost effectiveness and customer satisfaction. A firm that is able to achieve these objectives is perceived as being more successful than one that is not able to meet the objectives hence the measurement of organizational performance is synonymous with measurement of success in the organization.

There are many ways of measuring performance, which include profitability such as return on investment, return on equity or earnings per share. However, in many cases performance is not just about profits, and in most cases a successful firm may not necessarily be making profits at a particular point in time, depending on the purpose for which performance is measured. Organizational performance was measured by efficiency. This is one among the many indicators of performance as suggested by Lusthaus et 'al. (2000).

#### 3.3.1. Efficiency

For efficiency, the key indicators of measured included frequency of machine breakdowns, rate of staff turnover, and so on. A firm cannot be efficient if it is always experiencing machine breakdowns, or if it has very high staff turnover.

From the study findings, 6% of the firms experienced machine breakdowns 'most of the times', while 10% of the firms never experienced machine breakdowns. Further, 42% 'sometimes' experienced machine breakdowns while 42% rarely experienced breakdowns. This showed that firms were doing fairly well in managing their machinery, and hence enhancing their efficiency. It was found that 38% of the multinational firms experienced machine breakdowns 'sometimes', and 34% said that they 'rarely' experienced breakdowns. Only 4% of indigenous firms said that they 'sometimes' got machine breakdown while 8% said they 'rarely' got machine breakdown as shown in Table 10. This shows that multinational firms are more efficient in terms of managing their machinery and equipment than the indigenous firms. Table 10 shows the results.

Experience of major machine breakdown		Firm category		Total
		Indigenous	multinational	
	most times		6.0%	6.0%
	some times	4.0%	38.0%	42.0%
	Rarely	8.0%	34.0%	42.0%
	Never	6.0%	4.0%	10.0%
Total		18.0%	82.0%	100.0%

Table 10: Frequency of Machine Breakdown

Source: Survey data (2013)

The results in Table 11 show that 36% of the firms experienced 'moderate' to 'very high' rate of staff turnover, while 64% of the firms experienced 'low' to 'very low' rates of staff turnover. The current study found that indigenous firms experience a higher level of staff turnover of 16% than multinational firms which had 2%. This may be due to higher wage rates paid by the multinational. In fact, 24% of multinational firms reported that they experienced very low levels of staff turnover. Other relevant indicators of efficiency are presented in Table 12.

Rate of staff turnover		Firm category		Total
		indigenous	multinational	
	very high	4.0%		4.0%
	High	12.0%	2.0%	14.0%
	Moderate	2.0%	16.0%	18.0%
	Low		40.0%	40.0%
	very low		24.0%	24.0%
Total		18.0%	82.0%	100.0%

Table 11: Rate of Staff Turnover

Source: Survey data (2013)

The results in Table 12 shows that making best use of all staff to the best of their ability was indicated as the most important measure of efficiency, with a mean score of 4.12 and standard error of 0.062. Providing for good value for cost and making best use of financial resources, with a mean score of 4.10 and 4.08 respectively, and making sure all broken machines are repaired on time (3.94) are all important indicators of efficiency.

Indicators of Efficiency	N	Mean		Std. Deviation
			Std. Error	
make best use of resources	50	4.08	.048	.340
administration provide good value for cost	50	4.10	.043	.303
make best use of all staff to the best of their ability	50	4.12	.062	.435
all broken machines are repaired on time	50	3.94	.072	.512
experiencing of no stock out as a result of machine brake down	50	3.54	.104	.734
operation machine is continuously serviced	50	3.78	.119	.840
Grand Totals	50	23.56	.448	3.164

Table 12: Mean Scores for Common Indicators of Efficiency

Source: Survey data (2013)

### 3.4. Hypothesis Testing and Operational Models

This part presents the testing of the various hypotheses advanced in chapter two. It involves use regression analysis. Initial analysis involved computations of measures of central tendency to summarize the qualitative information into numerical format. The researcher has also developed predictive regression models to estimate the dependent variables in all the cases where independent and dependent variables are correlated, so that it is possible for one to know the relative importance of the various independent variables. Although there are many models that can be used, the choice of the relevant model is largely on such factors as the type of data generated, number of dependent and independent variables and nature of the relationships expected. For instance, Kibera (1979) relied mainly on analysis of variance (ANOVA) and regression analysis to assess the contribution of receiver variables on mean scores of the dependent variables. On their part, Cohen and Cohen (1983) used hierarchical regression analysis in which composite performance was regressed on the state of the employee (well being, negative mood, positive mood) to find out how these states affected performance. Wright et al (2004) used bivariate correlation analysis to find out the relative importance of dispositional and situational influences on organizational performance. Fox and Dayan (2004) used ANOVA in their study to find out how investors' decisions are influenced by comparison of one's achievements with others. The current study uses bivariate as well as multivariate analysis to come up with models for the relationships in the various areas.



### 3.4.1. Test of Hypothesis 1

Both correlation and regression analysis were used to test hypothesis one. Correlation analysis was used to identify the strength and direction of a linear relation between independent variable (Human Resource Management practices indicators) and **dependent** variable (firm efficiency) while regression analysis was used to estimate the effect of this independent variable (Human Resource Management practices indicators) on the dependent variable (firm performance indicators). Hypothesis one stated in the null form that there was no relationship between human resource management practices and firm efficiency of manufacturing firms in Kenya. The alternative hypothesis stated the opposite. The results are presented in Tables 13.

The correlation results in Table 13 show that all human resource management practices significantly related to organizational efficiency. Employee training ( $r = .536, P < 0.01$ ), Material incentives ( $r = .588, P < 0.01$ ) and performance appraisal ( $r = .428, P < 0.01$ ) were significantly and positively related to firm efficiency. However non-material incentives was negatively and significantly related to organizational efficiency ( $r = -.485, p < 0.01$ ) as indicated in Table 13. This means HRM practices indicators employee training, material incentives and performance appraisal had significant association with firm effectiveness association. These results imply that consumer goods manufacturing firms in Kenya are focused on the HRM practices to enhance firm effectiveness but differently on firm financial viability, efficiency and relevance.

		<b>Organization Efficiency</b>
Employee Training	Pearson Correlation	.536(**)
Material Incentives	Pearson Correlation	.588(**)
Non Material Incentives	Pearson Correlation	-.485(**)
Performance Appraisal	Pearson Correlation	.428(**)

*Table 13: Correlation Coefficients for the Association between Human Resource Management Practices and Organizational Efficiency*

*\*\* Correlation is significant at the 0.01 level (2-tailed).*

*\* Correlation is significant at the 0.05 level (2-tailed).*

*Source: Survey data (2013)*

The regression results of control variable (firm category) and firm efficiency show that the error terms are independent for all the models as the Durbin Watson D statistics were close to two. In addition, the regression models significantly explained the variances in firm efficiency as the F-values for these models were significant. This is confirmed by the  $R^2$  value which is efficiency ( $R^2 = .425, p < 0.05$ ) as indicated in Table 14.

	<b>Efficiency</b>
Constant	5.136 (.000)
Firm category	-.580 (.000)
R	.661
$R^2$	.425
F	37.258 (.000) (df. 1,48)
Durbin-Watson	2.066

*Table 14: The Direct Effect of Firm Category on Dependent Variables (Firm Performance: Effectiveness, Efficiency, Financial Viability, and Relevance)*

*Source: Survey data (2013)*

In order to test hypothesis one, regarding the effect of human resource management practices on firm performance, multiple linear regression was carried out. The four indicators of HRM practices namely Employee training, material incentives, Non-material incentives and Performance appraisal were introduced in the models and the results are given in the Table 15.

The results reveal that the error terms were statistically independent with all the D statistic values close to two. The regression models also explained the variances in all the performance measures since the various F statistics were significant at one percent significance level for effectiveness, efficiency and financial viability and five percent significance level for organizational relevance. As shown in Table 15, performance appraisal had a significant effect on effectiveness ( $\beta = .198, p < .05$ ) while material incentives had positive and significant effect on efficiency ( $\beta = .303, p < .01$ ).

	<b>Efficiency</b>
Constant	2.523 (.000)
Firm category	-.356 (.001)
Employee Training	.142 (.104)
Non-material incentives	.018 (.625)
Material incentives	.303 (.000)
Performance appraisal	.082 (.088)
R	.818
R <sup>2</sup>	.669
F	17.767 (.000) (df. 5,44)
Durbin-Watson	1.757

*Table 15: The Regression Coefficients for the Effect of HRM Practices Indicators (Training, Non-Material Incentives, Material Incentives and Staff Appraisal) on the Firm Performance Indicators (Effectiveness, Efficiency, Financial Viability, and Relevance)*

*Source: Survey data (2013)*

## 5. Summary, Conclusions and Recommendations

### 5.0. Introduction

This chapter presents the summary, conclusions and recommendations drawn from the findings of the study. It presents the contributions of this research to the body of knowledge. It discusses the conclusions based on the research objectives and hypotheses, implications for theory, policy and practice, implications for methodology, limitations of the study and recommendations for further research. The conclusions are based on the research objectives and on the analyses conducted in chapter four.

### 5.1. Summary and Conclusions

This study sought to establish the moderating effect of technology innovation and organization characteristics on the relationship between human resource management practices and firm performance in manufacturing of consumer goods firms in Kenya and was based on three specific objectives, each with several hypotheses based on the objective's major theme.

The objective of the study was to establish the relationship between Human Resource Management Practices and firm efficiency. Findings indicated high activities in the adoption of best HRM practices that enhanced firm performance among the firms. The HRM practice of material incentives reported highest positive and significant effect on firm efficiency. This implies that of the HRM practices, material incentives and performance appraisal were the most highly regarded to influence efficiency. Nevertheless, the null hypothesis was rejected and alternative hypothesis for the objective confirmed. The results are a milestone in that HRM practices has been explored and described through all the four indicators and their influence on all the firm performance indicators, contrary to what is witnessed in past studies.

### 5.2. Recommendation

Arising from the objective, it is recommended that the firms' efforts on firm efficiency be enhanced by material incentives, non material incentives and performance appraisal given to employees. Contrary to prior research, this study has shown that taken as a whole HRM practices influence firm efficiency. Other independent variables and other designs may be considered in future.

### 5.3. Limitations of the Study

A number of limitations were identified in the conduct of this research. First the largely depended on cross sectional data which are generally limited by the virtue of being collected at one point in time and do not give sequence of events. However, studies based on cross-sectional data tend to provide information for subsequent studies in the same areas of interest.

The second limitation is that the manufacturing sector has many sub-sectors that were not covered such as refined petroleum products; textiles, apparel, leather and foot-ware; forest products; Equipment; Fabricated metals; rubber and plastics; publishing and printing; furniture, tobacco and other food processing and chemicals not reviewed in this study. The context of these other sub sectors may be different too. This means that these results can only be generalized to those firms involved in production and marketing of edible oils, soaps and detergents, beverages or sugar as part of the manufacturing sector. Thus any extrapolation from these results must have this fact in mind.

The third limitation concerned the data which was collected through self report questionnaires by the employees. This method gives the respondents opportunity to describe their own experiences. This may be problematic as respondents may not remember all issues. It is also prone to social desirability bias, whereby the respondents prefer to answer questions in such a way as not portray them in bad social light.

The third limitation was the geographical spread of the firms. The firms were scattered across the whole country, including some located in very remote parts of the country, making it difficult for the researcher and the assistants to access them. However, the response came within a reasonable time, almost with the same speed as those for respondents in Nairobi.

#### 5.4. Suggestions for Future Research

The study has several limitations that create fruitful suggestions for future research. First, the current study depended on cross sectional data which are generally limited by the virtue of being collected at one point in time and do not give sequence of events. On this basis, a similar research should be conducted using time series data to determine long term effects of the exogenous variables on effect of technological innovation and firm characteristics on the HRM practices – firm performance relationship in consumer goods manufacturing firms.

Secondly, this study is limited to the consumer goods manufacturing firms alone. Hence, the current results may be specific to the context of these firms. Future research should be extended to the service industry in order to generalize the results reported here.

Thirdly, given the limitation of this study in terms of sample size, sub-industries and HRM dimensions, future studies should consider enlarging the sample size, by incorporating other sub-industries and HRM dimensions, such as planning, selection and recruitment, labour relations, teamwork, communication and recognition as well as health and safety of human resources.

Fourthly, future research studies should also consider testing the mediating role of research institutions such as Universities. They could enhance the firm production and performance. Further to this, future research studies should consider controlling the firm age and size to test the extent of moderating effect of technological innovation. Although there may not be sufficient samples to do analysis in the research, this is still a potential topic that should be considered.

#### 6. References

- i. Aaker, D. (1996). *Building Strong Brands*. London: Free Press Business.
- ii. Abernathy, W.J. & Utterback, J.M. (1978). Patterns of innovation in technology. *Technology Review*, 80(7), 40-47.
- iii. Agarwala, T. (2003). Innovative Human Resource Practices and Organizational Commitment: An Empirical Investigation. *International Journal of Human Resource Management*, 14 (2), 175-197.
- iv. Aguinis, H. (2004). *Regression analysis for categorical moderators*. New York: Guilford Press.
- v. Ahmad S, & Schroeder RG (2003). The impact of HR practices on operational performance: Recognizing country and industry differences. *J.Oper. Manage.*, 21(1): 19-4
- vi. Aiken, L. S., West, S. G., & Reno, R. R. (1991). *Multiple regression: Testing and interpreting interactions*. Newbury Park, Calif: Sage Publications.
- vii. Alas, R. Karrelson, T. & Niglas, K. (2008). Human Resource Management in Cultural Context: Empirical Study of 11 Countries. *EBS Review*, 24(1), 49-63.
- viii. Aldrich, H. & Langton N. (1997). Human Resource Management Practices and Organizational Life Cycles. In P. D. Reynolds (Ed.), *Frontiers of Entrepreneurship Research* (pp. 349-357). Wellesley, MA: Babson College Center for Entrepreneurship.
- ix. Allen, F., & Gale, D. (2000). Bubbles and crises. *Economic Journal*, 110(460), 236-255.
- x. Allen, J.J.et al. (2004). Issues and assumptions on the road from raw signals to metrics of frontal EEG asymmetry in emotion. *Biological Psychology* 67, 183–218
- xi. Allen, R. & Helms, M. (2002). Employee perceptions of relationships between strategy rewards and organizational performance. *Journal of Business Strategies*, 19 (2). 115-139.
- xii. Allen, R.S. & Kilmann, R.H. (2001). The role of the reward system for a Total Quality Management based strategy. *Journal of Organizational Change Management*, 14(2), 110-131.
- xiii. Amabile, T. (1997). Entrepreneurial creativity through motivational synergy. *Journal of Creative Behavior*, 31, 18-26.
- xiv. Amabile, T.M., Hennessey, B.A., Grossman, B.S. (1986). Social influences on creativity: the effects of contracted-for-reward. *Journal of Personality and Social Psychology*, 50, 14-23.
- xv. Amit, R & Schoemaker, P.J.H. (1993). Strategic Assets and Organizational Rent. *Strategic Management Journal*, 14(1), 33-46.
- xvi. Anderson, J.C. & Gerbing, D.W. (1988). Structural equation modeling in practice: a review and recommended two-step approach. *Psychological Bulletin*, 103, 411-423.
- xvii. Andrews, K. (1987). *the concept of corporate strategy* (3rd ed.). New York: Mc Graw-hill.
- xviii. Anene, M. (2002). *The Convergence of the Telecommunications, IT and the Media and the Implications of Regulations in Kenya*. Unpublished MBA Research Project of the University of Nairobi, Nairobi, Kenya.
- xix. Ansoff, H.I. & Mc Donell, E.J. (1990). *implanting strategic management* (2nd ed.). London: Prentice Hall, Europe.
- xx. Ansoff. I. H. (1991). Strategic Management in a Historical Perspective. *International Review of Strategic Management*, 2(1), 3- 60.

- xxi. Anthony, W. P., Kacmar, K. M., & Perrewe, P. L. (2002). *Human resource management: A strategic approach*. Fort Worth, TX: Harcourt College Publishers.
- xxii. Antoniou, P.H. & Ansoff, H.I. (2004). *strategic management of technology. technology analysis and strategic management*, 16(2), 275-291.
- xxiii. Aosa, E. (1992). *An Empirical Investigation of Aspects of Strategy Formulation and Implementation within Large, Private Manufacturing Companies in Kenya*. Unpublished Ph.D Thesis.
- xxiv. Aosa, E. (1996). *Management in Africa: Contextual Factors and their Influence*. *The Nairobi Journal of Management*, 1, 67-81.
- xxv. Appelbaum, S. H. & Mackenzie L.(1996),“Compensation in the Year 2000: Pay for Performance?”. *Healt Manpower Management*, 22(3).
- xxvi. Appelbaum, S. H., (2001). *Human Resource Management*. John Molson School of Business, Concordia University, Montreal.
- xxvii. Argyris, C. (1994). *good communication that blocks learning* . *Havard Business Review*, 77-85.
- xxviii. Armstrong, M. (1995). *A handbook of personnel management practice*. London: Kogan Page.
- xxix. Armstrong, M. (1996). *A handbook of personnel management practice*. London: Kogan Page.
- xxx. Armstrong, M. (2001). *A handbook of human resource management practice (8th ed.)*. London: Kogan Page Limited.
- xxxi. Arnold, H.J., & Feldman, D.C. (1982). *A Multivariate Analysis of the determinants of Turnover*. *Journal Of Applied Psychology*, 67, 350-360.
- xxxii. Arthur, J. (1994). *Effects of human resource systems on manufacturing performance and turnover*. *Academy of Management Journal*, 37(3), 670-87.
- xxxiii. Arthur, J. (1994). *Effects of human resource systems on manufacturing performance and turnover*. *Academy of Management Journal*, 37(3), 670-687.
- xxxiv. Arthur, J. B. (1992). *The Link between Business Strategy and Industrial Relations Systems in America Steel Mini-mills*. *Industrial and Labour Relations Review*, 45, 488–506
- xxxv. Arthur, J. (1994). *Effects of human resource systems on manufacturing performance and turnover*. *Academy of Management Journal*, Vol. 37, No. 3, pp. 670-687
- xxxvi. Arthur, J.B. (1994). *Effects of Human Resource Systems on Manufacturing Performance Turnover*. *Academy of Management Journal* , 37(3), 670-87.
- xxxvii. Awino, Z.B. (2010). *The Effect of Supply Chain Strategy Variables on Corporate Performance: Supply Chain Management Best Practices of the Large Private Manufacturing, Firms in Kenya*. New York, USA: Lap Lambert Academy Publishing.
- xxxviii. Bacharach, S.B. (1989). *Organizational Theories: Some Criteria for Evaluation*. *Academy of Management Review*, 14, 496-515.
- xxxix. Bae, J., & Lawler, J. (2000). *Organizational and HRM strategies in Korea: Impact on firm performance in an emerging economy*. *Academy of Management Journal*, 43(3), 502–551.
- xl. Baer, J. (1997). *Gender differences in the effects of anticipated evaluation on creativity*. *Creativity Research Journal*, 10, 25-32.
- xli. Baker, D. (1999). *Strategic Human Resource Management: Performance, Alignment, Management*. *Librarian Career Development*, 7(5), 51-63.
- xlii. Ballot, Gérard, Fakhfakh, F., & Taymaz, E. (2006). *Who benefits from training and R & D, the firm or the workers?* *British Journal of Industrial Relations*, 44, 473-495.
- xliii. Bamberger, P., & Meshoulam, I. (2000). *Human Resource Management Strategy*. Published Sage, London, 99.
- xliv. Barney, J. (1986). *Organizational Culture: Can It be a Source of Sustained Competitive Advantage?* *Academy of Management Review*, 11, 802-835.
- xlv. Barney, J. (1991). *Firm resources and sustained competitive advantage*. *Journal of Management*, 17(1), 99-110.
- xlvi. Barney, J. (1995). *Looking Inside for Competitive Advantage* . *Academy of Management Executive*, 9, 49-61.
- xlvii. Barney, J. B., & Wright, P. M. (1998). *On becoming a strategic partner: The role of human resources in gaining competitive advantage*. *Human Resource Management Journal*, 37(1), 31–46.
- xlviii. Barney, J.B. & Wright, P.M. (1998 ). *On Becoming a Strategic Partner: The Role of Human Resources in Gaining Competitive Advantage*. *Human Resource Management*, 31-46.
- xlix. Barney, J.B. (1986). *Organizational Culture: Can it be a Source of Sustained Competitive Advantage?* *Academy of Management Review*, 11(3), 656-665.
1. Baron R.M. and Kenny D.A. (1986). *The Moderator-Mediator Variable Distinction in Social Psychological Research: Conceptual, Strategic, and Statistical Considerations*. *Journal of Personality and Social Psychology*, 51(6), 1173-1182.
  - li. Barrett, A., & O’Connell, P.J . (2001). *Does training generally work? The returns to in-company training*. *Industrial and Labor Relations Review*, 54, 647-662.
  - lii. Basadur, M. (1997). *Organization development interventions for enhancing creativity in the work place*. *Journal of Creative Behavior*, 31, 54-73.
  - liii. Bashir, S & Khattak, H.R. (2008). *Impact of selected HR practices on perceived employee performance, a study of Public Sector Employees in Pakistan*. *European Journal of Social Sciences*, 5(4), 243-252.

- liv. Baysinger, B. & Butler, H. (1985). Corporate governance and the board of directors. *Law, Economics, and Organization*, 1, 101-124.
- lv. Becker, B. & Gerhart, B. (1996). The impact of human resource management on organizational performance: Progress and prospects. *Academy of Management Journal*, 39, 779-80.
- lvi. Becker, B. E. & Gerhart, B. (1996). The impact of human resource management on organizational performance: progress and prospects. *Academy of Management Journal*, 39, 779–801.
- lvii. Becker, G. (1964). *Human capital*. Chicago, Illinois: Chicago University.
- lviii. Beckman, & Huselid, M. A. (1999). High performance work systems and firm performance: a synthesis of research and managerial implications. In G. R. Ferris (Ed.), *Research in Personnel and Human Resource Management* (Vol. 16). Stamford, CT: JAI Press.
- lix. Beer, M., Spector, B.A., Laurence, P.R., Mills, Q., & Walton, R.E. (1984 ). *Managing Human Assets*. New York: The Free Press.
- lx. Bennett, N. & miles, S.A . (2006). The 2nd in command; the misunderstood role of the chief operating officer. *Harvard Business Review*, 71-78.
- lxi. Bennis ,W.G & Toole, J. O. (2005, May). How Business school lost their way. *Harvard Business Review*, 96-104.
- lxii. Berg, P., Appelbaum, E., Bailey, T. & Kalleberg, A. L. (1996). ‘The performance effects of modular production in the apparel industry. *Industrial Relations*, 35, 356–73.
- lxiii. Bergek A., Jacobsson S., Carlsson B., Lindmark S., & Rickne A. (2008). Analyzing the functional dynamics of technological innovation systems: A scheme of analysis. *Research Policy*, 407-429.
- lxiv. Bergek, A. (2002). *Shaping and Exploiting Technological Opportunities: The Case of Renewable Energy Technology in Sweden* . Thesis.
- lxv. Blickle, G. (2003). Convergence of agents’ and targets’ reports on intraorganizational influence attempts . *European Journal of Psychology*, 19, 40-53.
- lxvi. Bloor, K. (2008). Pay'em or flay 'em . Improving productivity in the medical labour market. Conference paper for presentation to OPI conference on Institutions, incentives and public sector performance. OPI .
- lxvii. Bondarouk T. V & Rue H.J.M. (2008). HRM systems for successful information technology implementation: evidence from three case studies. *European Management Journal*, 26, 153– 165.
- lxviii. Bower, J.L. (1970 ). *Managing the Resource Allocation Process. A Study of Corporate Planning and Investment*. Boston, MA: Harvard Business School Press.
- lix. Boxall, P. (1995). Building the theory of comparative HRM . *Human Resource Management Journal*, 5, 5–17.
- lxx. Boxall, P. (1996). The Strategic HRM Debate and the Resource-Based View of the Firm. *Human resource management journal*, 6(3), 59-75.
- lxxi. Bradley, K., & Gelb, A. (1981). Motivation and control in the Mondragon experiment. *British Journal of Industrial Relations*, 19(2), 211-31.
- lxxii. Brower, H. H., Schoorman, F. D., & Tan H. H. . (2000). A model of relational leadership: The integration of trust and leader-member exchange. *Leadership Quarterly*, 11, . 11, 227-250.
- lxxiii. Buchko, A. A. (1993). The effects of employee ownership on employee attitudes: an integrated causal model and path analysis\*. *Journal of Management Studies*, 30(4), 633-657.
- lxxiv. Budria, S. & Pereira, P. T. . (2007). The Wage Effects of Training in Portugal: Differences Across Skill Groups, Genders, Sectors and Training Types. *Applied Economics*, 39, 787-807.
- lxxv. Burns, B. & Stalker, G.M. (1961 ). *The management of Innovation* . London and Taristock.
- lxxvi. Caincross, F. (2000). *The Death of Distance: How the Information Revolution is changing our lives*. Harvard Business school press.
- lxxvii. Campbell, D. and Fiske, D. (1959). Convergent and discriminant validation by the multitrait-multimethod matrix. Evanston: Northwestern University, Evanston.
- lxxviii. Carlsson B., & Stankiewicz, R. (1991 ). On the Nature, Function, and Composition of Technological systems. *Journal of Evolutionary Economics*, 93-118.
- lxxix. Carmines, E., and Zeller, R. (1979). *Reliability and Validity Assessment*. Sage Publications, Beverly Hills, California
- lxxx. Cawley, B. D., Keeping, L. M., & Levy, P. E. (1998). Participation in the performance appraisal process and employee reactions: A meta-analytic review of field investigations. *Journal of applied psychology*, 83(4), 615.
- lxxxi. Central Bank of Kenya. (2000).
- lxxxii. Central Bureau of Statistics. (2012).
- lxxxiii. Chandler, A.D. (1962). *Strategy and Structure: Chapters in the History of the American Industrial Enterprise*. Cambridge, MA: MIT Press.
- lxxxiv. Chandler, G. N., & McEvoy, G. M. (2000). Human resource management, TQM, and firm performance in small and medium-size enterprises. *Entrepreneurship: Theory and Practice*, 25(1), 43.
- lxxxv. Chen, C. & Huang, J. (2007). How Organizational Climate and Structure Affect Knowledge Management: The Social Interaction Perspective. *International Journal of Information Management*, 27(2), 104-118.



- lxxxvi. Chew, C. H. (2000). Organizational Cultural Characteristics and Innovation: A Perspective from Electrical and Electronics Industry in Penang. Unpublished MBA dissertation, Universiti Sains Malaysia, Penang, Malaysia.
- lxxxvii. Chew, Y. T. (2005). Achieving Organizational Prosperity through Employee Motivation and Retention: A Comparative Study of Strategic HRM Practices in Malaysian Institutions. *Research and Practice in Human Resource Management*, 13(2), 87-104.
- lxxxviii. Child, J. (1972). Organization Structure and Strategies of Control: A Replication of the Aston Study. *Administrative Science Quarterly*, 163-177.
- lxxxix. Chow, I.H., Huang, J., & Liu, S. (2008). Strategic HRM in China: Configurations and Competitive Advantage. *Human Resource Management*, 47, 687-706.
- xc. Christensen, C. (1997). *Innovator's Dilemma: When New Technologies Cause Great Firms to Fail*. Boston, MA.: Harvard Business School Press.
- xc. Churchil, G. (1991). *Marketing Research: Methodological Foundations* (5th ed.). South Western, Australia: The Dryden Press.
- xcii. Churchill Jr, G. A. (1979). A paradigm for developing better measures of marketing constructs. *Journal of marketing research*, 64-73.
- xciii. Ciavarella, M. (2003). The Adoption of High-involvement Practices and Processes in Emergent and Developing Firms: A Descriptive and Prescriptive Approach. *Human Resource Management*, 42, 337-356.
- xciv. Cleveland, J. N., Murphy, K. R., & Williams, R. E. (1989). Multiple uses of performance  
a. appraisal: Prevalence and correlates. *Journal of applied psychology*, 74(1), 130.
- xcv. Coff, Russell W. (1997). Human Assets and Management Dilemmas: Coping with Hazards on the Road to Resource-Based Theory. *Academy of Management Review*, 22(2), 374-402.
- xcvi. Cohen, J., & Cohen, P. (1983). *Applied multiple regression/correlation analysis for the behavioral sciences*. Hillsdale, N.J: Lawrence Erlbaum Associates.
- xcvii. Cohen, W. M. & Klepper, S. (1996). Firm Size and the Nature of Innovation within Industries: The Case of Process and Product R&D. *Review of Economics and Statistics*, 78(2), 232-243.
- xcviii. Cohen, W. M. & Levinthal, D. A. . (1989, September). Innovation and Learning: The Two Faces of R&D. *Economic Journal* , 99, 569-596.
- xcix. Cohen, W. M. (1995). Empirical Studies of Innovative Activity. In P. Stoneman (Ed.), *Handbook of the Economics of Innovation and Technological Change* (pp. 182-264). Oxford, U.K.: Basil Blackwell.
- c. Cohen, W.M. & Levinthal, D.A. (1990). Absorptive capacity: a new perspective on learning and innovation. *Administrative Science Quarterly*, 35(1), 128-152.
- ci. Communication commissions of Kenya website. (2007).
- cii. Conant, J. Mokwa, M. Varadarajan, R. (1990). Strategic types, distinctive marketing competencies and organisational performance: a multiple measures based study. *Strategic Management Journal* 11 (No issue number), 365-383.
- ciii. Conner, K. & Prahalad, C.K. (1996). A Resource-based Theory of the Firm: Knowledge Versus Opportunism. *Organization Science*, 7, 477-501.
- civ. Conner, KR. & Prahalad, C.K. (1996, September-October). A Resource-Based Theory of the Firm: Knowledge versus Opportunism. *Organization Science* , 7(5), 477-501.
- cv. Cooper, D.R. & Schindler, P.S. (2001). *Business Research Method* (8th ed.). New Delhi: Tata McGraw Hill.
- cvi. Cooper, R.G. & Kleinschmidt, E.J. (1986). Benchmarking the firm's critical success factors in new product development. *Journal of Product Innovation Management*, 3, 71-85.
- cvii. Cronbach, L. (1951). Coefficient alpha and the internal structure of tests. *Psychometrika*, 16, 297-334.
- cviii. Croteau, A.M., Raymond. L. & Bergeron, F. (1999). Testing the Validity of Miles and Snow's Typology . *Proceedings of the Academy of Information and Management Sciences*, 3 (2), pp. 1-8.
- cix. Dabu, Adina. (2008, March 24). Strategic Human Resource Management between Resource-Based View of Firm and an Entrepreneurship Approach. Ph.D Thesis at University of Illinois, pp. 1-29.
- cx. Damanpour, F. & Gopalakrishnan, S. (1998). Theories of organizational structure and innovation . *Journal of Engineering & Technology Management*, 15(1), 1-24.
- cx. Daniel, Larry G. (1996). Kerlinger's research myths. *Practical Assessment, Research & Evaluation*, 5(4).
- cxii. Dauda, Y. (2000). Investment in Technological Innovation and Improved productivity of the Nigerian Telecommunication. University of Ibadan, Faculty of Education. Nigeria: Unpublished.
- cxiii. Dauda, Y. (2009). *Managing Technology Innovation*. Berlin: Peterlang International Publisher.
- cxiv. Dauda, Y. (2010). *Technology Innovation and Sustainable Economy: Research and Development Programme in ECOWAS Region; Labour and Sustainable Development*. 7th Congress of the International Network Regional and Local Development of Labour, 10th - 13 June. China: School of Labour and Human Resources, Renmin University Pekin.
- cxv. Dauda, Y. A. (1997). Analysis of Engineers and Technician Performance in the achievement of company objectives in Ogun territory of the Nigeria Telecommunication limited . Unpublished.

- cxvi. Dauda, Y. A. (2009, August 24 - 27). Managing Global Technology Innovation and Work System Dynamics: Implication for Employment Relations in Nigeria. 15th International Industrial Relations World Congress.
- cxvii. Dauda, Y. A. (2010 ). Technological Change and Employment Relation in Nigeria: The Case of the Nigerian Dockworker International Research Centre on Globalization (CRIMT). Conference on Employee Representative in the New World of Work; The Dynamic of Rights, Voice, Performance and Power. Quebec, Canada: University of Laval.
- cxviii. Dauda, Y. A. (2010). Technological Innovation and Organisational Performance: Employee Relation Strategies. Nigerian Journal of Industrial Relations, 11, 96-110 .
- cxix. de Kok, J. (2003). Human resource management within small and medium-sized enterprises (No. 313). Rozenberg Publishers
- cxx. De Kok, J., & Uhlaner, L. M. (2001). Organization context and human resource management in the small firm. *Small Business Economics*, 17(4), 273-291.
- cxxi. Deery, S. & De Cieri, H. (1991). Determinants of Trade Union Membership in Australia. *British Journal of Industrial Relations* , 29(1), 59-73 .
- cxxii. DeFillippi, R. (2002). Organisational Models for Collaboration in New Economy. *Human Resource Planning*, 25(4), 7-18.
- cxxiii. Delaney, J. T., & Huselid, M. A. (1996). The impact of human resource management practices on perceptions of organizational performance. *Academy of Management journal*, 39(4), 949-969
- cxxiv. Delaney, J.T.& Huselid, A.M. (1996). The Impact of Human Resource Management Practices on Perceptions of Organizational Performance. *Academy of Management Journal*, 39, 949-969.
- cxxv. Delaney, J.T., Lewis, D. & Ichniowski, C. (1980 ). Human Resource Policies in American Firms. Washington, D.C: Government Printing Office.
- cxxvi. Delaney. J.T. and Huselid, M. A. (1996). The Impact of Human Resource Management Practices on Perceptions of Organizational Performance. *Academy of Management Journal*, 39(4), pp. 949-69.
- cxxvii. Delery, E.J. & Doty, H.D. (1996). Modes of Theorizing in Strategic Human Resource Management: Tests of Universalistic, Contingency, and Configurational Performance Predictions. *Academy of Management Journal* , 39, 802-835.
- cxxviii. Delery, J. E., & Doty, D. H. (1996). Modes of theorizing in strategic human resource management: Tests of universalistic, contingency, and configurational performance predictions. *Academy of management Journal*, 39(4), 802-835.
- cxxix. Delery, J.E., & Doty, D. H. (1996). Theoretical Frameworks in Strategic Human Resource Management: Universalistic, contingency, and configurational perspectives. *Academy of Management Journal*, 39, (802-835).
- cccc. Dess, Gregory G. and Robinson, Richard B. (1984). Measuring Organizational Performance in the Absence of Objective Measures: The Case of the Privately-Held Firm and Conglomerate Business Unit. *Strategic Management Journal*, Vol. 5, (3), (265-273)
- cccci. Dessler, G. (1991). *Human Resources Management*. London: Prentice Hall.
- ccccii. Dessler, G. (2003). *Human Resource Management* (9th ed.). New Delhi: Prentice hall.
- cccciii. Dessler, G., & Tan, C. H. (2006). *Human resource management: An Asian perspective*. Pearson Prentice Hall.
- cccciv. DeTienne, D.R. & Koberg, C.S. (2002). The impact of environmental and organizational factors on discontinuous innovation within high-technology industries. *IEEE Transactions on Engineering Management* , 49(4), 352-364.
- ccccv. DeVellis, R.F. (1991). *Scale Development: theory and applications*. Applied Social Research Methods Series, Vol. 26). Newbury Park: Sage
- ccccvi. Dickson, A.& Wisniewski, M. (2001 , October). Measuring Performance in Dumfries and Galloway Constabulary with Balanced Scorecard. *The Journal of the Operational Research Society* , 52(10), pp. 1057-1066.
- ccccvii. Dillman. (1983). *Mail and other Self-Administered Questionnaires Handbook of Survey Research*. In P. H. Rossi (Ed.). Orlando: Fi Academic Press.
- ccccviii. Doty, D. H. & Glick, W. H. . (1998 ). Common methods bias: Does common methods variance really bias results? *Organizational Research Methods*, 1(4), 374–406.
- ccccix. Dougherty, D. & Hardy, C. (1996). Sustained product innovation in large, mature organizations: overcoming innovation-to-organization problems . *Academy of Management Journal*, 39, 1120-1154.
- cxli. Drucker, P. (1955). *The practice of management*. Oxford : Butterworth-Heinemann.
- cxlii. Drucker, P. (1964). *Managing the result*. Oxford: Butterworth –Heinemann.
- cxliii. Drucker, P. (1985). *Management, Tasks, Responsibilities and Practice*. London: Pan Book.
- cxliiii. Drucker, P. (1986). *The frontiers of Management*. Oxford : Butterworth Heinemann .
- cxliv. Drucker, P. (2002). *Managing in the next society*. Oxford: Butterworth Heinemann.
- cxlv. Drucker, P.F. (1980). *Managing in turbulent times*. Oxford: Butterworth Heinemann.
- cxlvi. Drucker, P.F. (1982). *The changing world of executive*. Oxford: Butterworth Heinemann.
- cxlvii. Drury, Collin. (2000). *Management and Cost Accounting* (5th ed.). London, UK: Thomson Learning.
- cxlviii. Dudeck, S.Z. & Hall, W.B. (1991). Personality consistency: eminent architects 25 years later. *Creativity Research Journal*, 4, 213-232.
- cxlix. Edquist C., & Johnson, B. (1997). Institutions and organisations in systems of innovation . In C. Edquist (Ed.), *Systems of Innovation - Technologies, Institutions and Organizations* Institutions and organisations in systems of innovation. London: Pinter.

- cl. Eisenberger, R. & Cameron, J. . (1996). Detrimental effects of reward: reality or myth? *American Psychologist*, 51, 1153-1166.
- cli. Estrin, S. & Rosevear, A. (1999). Enterprise performance and corporate governance in the Ukraine. *Journal of Comparative Economics*, 27(3), 442-458.
- clii. Feller, R. (1999). Firm size, university based research and the returns to R & D . *Small Business Economics*, 22.
- cli.iii. Fernando, A.P. Gimenez. (2008). Miles and Snow's Strategy Model in the Context of Small Firms. Ph.D Thesis, University of Estadual de Maringa.
- cliv. Field, A. (2000). *Discovering Statistics using SPSS for Windows*. New Delhi: Sage publications
- clv. Fleetwood, S. & Hesketh, A. (2007). HRM-Performance Research: Under-Theorised and Lacking Explanatory Power. *International Journal of Human Resource Management*, 17(12), 1977-1993.
- clvi. Fleetwood, S., & Hesketh, A. (2006). Beyond Measuring the Human Resources Management- Organizational Performance Link: Applying Critical Realist Meta-Theory. *Organization* , 13(5), 677-699.
- clvii. Flippo, E.B. (1984). *Personal Management* (6th ed.). Singapore: Mcgraw Hill.
- clviii. Flynn. B.B., Schroeder, R.G. & Sakakibara, S. A. (1994). Framework for Quality Management Research and an Associated Measurement Instrument. *Journal of operations Management*, 11, pp. 339-366.
- clix. Forbringer, L. & Oeth, C. (1998). Human Resources at Mercantile Bank Corporation Inc.: A Critical Analysis. *Human Resource Management* , 37(2), 177-189 .
- clx. Ford, J. D & Slocum, J.W. (1977). Environment, Technology and the Structure of Organizations. *Academy of Management Review*, 2, pp. 561-575.
- clxi. Foster, R. (1986). *Innovation: The Attacker Advantage*. London: Guild Publishing.
- clxii. Frant, H. . (1996 ). High-powered and low-powered incentives in the public sector. *Journal of Public Administration and Theory*, 6, 365-381.
- clxiii. Freeman, C. (2005). The 'National System of Innovation' in historical perspective. *Journal of Economics*, 5-24.
- clxiv. Fry. L.W. (1982). Technology-Structure Research: Three Critical Issues. *Academy of Management Journal*, 25, 532-551 .
- clxv. Garavan, T.N., Wilson, J.P., Cross, C. & Carbery, R. (2008 ). Mapping The context and Practice of Training, Development Research Human Resource Management Practices: A Comprehensive Review and HRD IN European Call Centers. *Journal of European Industrial Training*, 32(8), 612-728.
- clxvi. Gaster, D.R. (1989, November 4). A framework for Visionary Leadership. *Leadership Organization development Journal*, 10.
- clxvii. George, G., Zahra, S.A. & Wood, R.D. (2001). The effects of business-university alliances on innovative output and financial performance: a study of publicly traded biotechnology companies. *Journal of Business Venturing*, 17(6), 577-609.
- clxviii. Gerhart, B. & Milkovich, G.T . (1990). Organizational Differences in Managerial Compensation and Firm Performance. *Academy of Management Journal*, 33, 663-691.
- clxix. GG Dess, GT Lumpkin, JG Covin, (1997). Entrepreneurial strategy making and firm performance: Tests of contingency and configurational models. *Strategic management journal* 18 (9), 677-695
- clxx. Gnan, L., L. Songini, 2003, 'The Professionalization of Family Firms: The Role of Agency Cost Control Mechanisms' *FBN Proceedings 2003*, 141-172
- clxxi. GOK. (1997). 'Postal and telecommunication sector policy statement' issued by Ministry of Transport and Communication . Nairobi, Kenya: Government Printers .
- clxxii. Golhar, D. Y., & Deshpande, S. P. (1997). HRM practices of large and small Canadian manufacturing firms. *Journal of Small Business Management*, 35(3), 30.
- clxxiii. Gruber, H. E. . (1996). The life space of a scientist: the visionary function and other aspects of Jean Piaget's thinking . *Creativity Research Journal* , 9, 251-265.
- clxxiv. Guest, D.E. . (1987 ). Human resource management: when research confronts theory. *International Journal of Human Resource Management* , 12, 1092-1106.
- clxxv. Guest, D.E., Michie, J., Conway, N., & Sheehan, M. (2003). Human resource management and corporate performance in the UK. *British Journal of Industrial Relations* , 41, 291-314 .
- clxxvi. Gupta, A. K., & Singhal, A. (1993). Managing human resources for innovation and creativity. *Research-Technology Management*, 36(3), 41.
- clxxvii. Hackett, T. J., & Mc Dermott, D. G. (1999). Integrating Compensation Strategies A Holistic Approach to Compensation Design. *Compensation & Benefits Review*, 31(5), 36-43.
- clxxviii. Hair, F., Anderson, R., Tatham, R., & Black, W. . (1995). *Multivariate Data Analysis with Readings* (4th ed.). London: Prentice-Hall.
- clxxix. Hair, Joseph F. ... [et al (1987) *Multivariate Data Analysis*. USA: Macmillan Publishers
- clxxx. Hall, L., & Torrington, D. . (1998 ). *The human resource function: The dynamics of change and development*. London: Financial Times/Pitman Publishing.
- clxxxi. Hall, L., & Torrington, D. . (1998). Letting Go or Holding On: The Devolution of Operational Personnel Activities. *Human Resource Management Journal*, 8(1), 41-55.

- clxxxii. Hall, L.A. & Bagchi-Sen, S. (2007). An analysis of firm-level innovation strategies in the US biotechnology industry. *Technovation* , 27, 4-14.
- clxxxiii. Hall, Richard H. . (1962). *Organizations: Structure and Process*. New York-USA: Engel-Wood Cliffs, NJ: Prentice Hall.
- clxxxiv. Hambrick, Donald.C. (1983). Some Tests of the Effectiveness and Functional Attributes of Miles and Snow's Strategic Types. *The Academy of Management Journal*, 26, 5-26.
- clxxxv. Hambrick, Donald.C. (1983, December). High Profit Strategies in Mature Capital Goods Industries: A Contingency Approach. *The Academy of Management Journal*, 26(4), 687-707.
- clxxxvi. Harel, G.H., & Tzafirir, S.S. . (1999). The effect of human resource management practices on the perceptions of organisational and market performance of the firm . *Human Resource Management*, 38, 185-200 .
- clxxxvii. Harman, H.H. . (1967). *Modern factor analysis*. Chicago, Illinois : University of Chicago Press .
- clxxxviii. Harney, B., & Jordan, C. . (2008). Unlocking the black box: Line managers and HRM performance in a call centre context. *International Journal of Productivity and Performance Management* , 57, 275-296 .
- clxxxix. Hart, P.M. . (1994). Teacher Quality of Work Life: Integrating Work Experiences, Psychological Distress and Morale. *Journal of Occupational and Organizational Psychology*, 67, 109-132 .
- cx. Harter, J.K., Schmidt, F.L., & Hayes T.L. . (2002). Business-unit-level relationship between employee satisfaction, employee engagement, and business outcomes: A meta-analysis. *Journal of Applied Psychology* , 87, 268-279 .
- cxci. Hassan, A. . (2007 ). Human resource development and organizational values. *Journal of European Industrial Training* , 31(6), 435-448 .
- cxcii. Hatch, M.J. (1997). *Organization Theory: Modern, Symbolic, and Postmodern Perspective*. New York: Oxford University Press Inc.
- cxci. Hazlewood, F. . (1979). Recent Trends in the Size Structure of Italian Manufacturing firms. *Small Business Economics* , 9.
- cxci. Hekkert, M.P., Suurs, R.A.A, Negro, S.O., Kuhlmann, S., Smits, R.E.H.M. . (2007). Functions of Innovation systems: A new approach for analysing technological change. *Technological Forecasting & Social Change*, 413-432 .
- cxci. Heneman, H. G., & Berkley, R. A. (1999). Applicant attraction practices and outcomes among small businesses. *Journal of small business management*, 37(1), 53
- cxci. Hiltrop, J.M. (1995 ). *The Changing Psychological Contract*. *European Management Journal*, 13(3), 286-294.
- cxci. Hiltrop, M. (1996). The impact of human resource management practices on turnover, productivity, and corporate finance performance. *Academy of Management Journal* , 38, 635-672.
- cxci. Hodson, R. (1991). Workplace Behaviours: Good Soldiers, Smooth Operators, and Saboteurs. *Work Occupations*, 18(3), 271- 290.
- cxci. Hoque, K. . (1999). New approaches to HRM in the UK hotel industry. *Human Resource Management Journal* , 9(2), 64–76 .
- cc. Horngren, Charles T., Datar, Srikant M. & Foster, George. (2003). *Cost Accounting: A Managerial Emphasis* (11th ed.). New Delhi, India: Prentice-Hall of India Private Limited.
- cc. Hoskisson, R.E., Eden, L., Lau, C.M. & Wright, M. . (2000). Strategy in emerging economies. *Academy of Management Journal* , 43(3), 249-267 .
- cc. Hull, Frank M & Collins, Paul D. (1987 ). *High-Technology Batch Production Systems: Woodward Missing Type*. *Academy of Management Journal*, 30(4), 786-797.
- cc. Huselid, M. A. (1995 ). The impact of human resource management practices on turnover, productivity, and corporate financial performance. *Academy of Management Journal* , 38, 635–672 .
- cc. Huselid, Mark A. (1995). The Impact of Human Resource Management Practices on Turnover, Productivity, and Corporate Financial Performance. *The Academy of Management Journal*, 38(3), 635-672.
- cc. Hussain, T., & ur Rehman, S. S. (2013). Do Human Resource Management Practices Inspire Employees' Retention?. *Research Journal of Applied Sciences, Engineering and Technology*, 6(19), 3625-3633.
- cc. Ian, B. Jim, J., & Will, H. (2004). *Human Resource Management* . New York : Prentice Hall.
- cc. Ichniowski, C., Shaw, K., & Prennushi, G. . (1997). The Effects of Human Resource Management Practices on Productivity: A Study of Steel Finishing Lines. *The American Economic Review*, 87(3), 291-313 .
- cc. Imoibili, I.C. (1978). Key success factors in Multinational and indigenous companies in Nigeria: A comparative Analysis. *Columbia Journal of world Business*.
- cc. Ito, M . (1995). The R & D system behind Japan high Technology products-Technology. In J. a. Al-louche (Ed.), *Human Resources and work Organization in Technology management and corporate strategies a Tri continental perspective* (pp. 271-312).
- cc. Jacobsson S., & Johnson, A. (2000). The Diffusion of Renewable Energy Technology: An Analytical Framework and Key Issues for Research. *Energy Policy*, 625-640.
- cc. Jenkins, G., & Poole, M. (Eds.). (1990). *New forms of ownership: management and employment*. Taylor & Francis.
- cc. Jenkins, G., & Poole, M. (Eds.). (1990). *New forms of ownership: management and employment*. Taylor & Francis.
- cc. Jensen, M. C., & Meckling, W. (1976). Theory of the firm: Managerial behavior, agency costs and ownership structure. *Journal of Financial Economics*, 3(4), 305–360 .



- ccxiv. Jimenez-Jimenez, D., & Sanz-Valle, R. (2005). Innovation and human resource management fit: an empirical study. *International Journal of Manpower*, 26(4), 364-381.
- ccxv. Joseph F. Hair, Jr. ... [et al.], (1998). *Multivariate data analysis*. Upper Saddle River, N.J: Prentice Hall.
- ccxvi. K'Obonyo, P. & Odera, Ruth A. (1995, October). Factors that are Important in Vertical Integration Decisions: A Study of Kenyan Manufacturing Firms. *The Nairobi Journal of Management*, 2, 1-14.
- ccxvii. K'Obonyo, P. (1999). Flexible Specialization and Small Enterprise Development . In L. & Rutashobya (Ed.), *African Entrepreneurship and Small Business Development* (pp. 121-133). Dar es Salaam: University Press.
- ccxviii. K'Obonyo, P.& Mwanzi, Serah C. (1996, October). Diversification and Performance: A Study of the Kenyan Insurance Industry. *The Nairobi Journal of Management*, 2, 49-64.
- ccxix. Kalleberg, A.L., & Moody, J. W. . (1994). Human resource management and organisational performance. *American Behavioural Scientist* , 948-962 .
- ccxx. Kandie, Paul Y. (2009). *The Influence of Organizational Strategy and Institutional Factors on Performance of Small and Medium Enterprises (SMEs) in Kenya*. Unpublished Ph.D Theses. University of Nairobi.
- ccxxi. Kanter, R. M. (1982). The middle manager as innovator. *Harvard Business Review*, 60, 95-105.
- ccxxii. Kaplan, Robert S.,& Norton, David P. (1992). The Balanced Scorecard-Measures that drive Performance. *Harvard Business Review*, 62(4), 95-101.
- ccxxiii. Katou, A. A., (2008): "Measuring the impact of HRM on organizational performance", *Journal of industrial engineering and management*, v1n2, pp 119-142.
- ccxxiv. Katou, A.A., & Budhwar, P.S. ((2007)). The effect of human resource management policies on organisational performance in Greek manufacturing firms. *Thunderbird International Business Review*, 49, 1-35.
- ccxxv. Katou, A.A., & Budhwar, P.S. . (2006). Human resource management systems and organisational performance: A test of a moderating model in the Greek manufacturing context . *International Journal of Human Resource Management*, 17, 1223-1253.
- ccxxvi. Katou, A.A., & Budhwar, P.S. . (2007 ). The effect of human resource management.
- ccxxvii. Katz, H.C., Kochan, T.A., & Keefe, J.H. (1987). *The Industrial Relations and Productivity In the US Automobile Industry*. Washington, DC: Brookings Institution.
- ccxxviii. Keith, C. Simmonds; Bierhanzl, E. & Campbell, M. (2003 ). *An Examination of the Relationship between Organizational Structure and Transit Performance*. Florida A and M University Tallahassee, FL 32307: Gilbert Queeley, Research Associate.
- ccxxix. Kellermanns, F. W., Eddleston, K., Barnett, T., & Pearson, A. W. (2008). An exploratory study of family member characteristics and involvement: Effects on entrepreneurial behavior in the family firm. *Family Business Review*, 21(1), 1–14.
- ccxxx. Kenya Association of Manufacturers Directory. (2012).
- ccxxxi. Kenya Competitiveness Benchmark Report. (2008).
- ccxxxii. Kenya National Bureau of Statistics. (2012 ).
- ccxxxiii. Kerlinger, F.N. (1979). *Behavioral research: A conceptual approach*. New York: Holt, Rinehart, and Winston
- ccxxxiv. Kersley, B., Alpin, C., Forth, J., Bryson, A., Bewley, H., Dix, G., & Oxenbridge, S. . (2005). *Inside the workplace: First findings from the 2004 Workplace Employment Relations Survey*. London: Department of Trade and Industry.
- ccxxxv. Khalil, T. (2000 ). *Management of Technology; The Key to Competitiveness and Wealth Creation*,. McGraw Hill.
- ccxxxvi. Khan, I., Ghauri, T. A., and Akram, K., (2012): "Relationship between Job Satisfaction and HR Practices, an Empirical Research of Different Sectors of University Teachers in Pakistan", *International Journal of Learning & Development*, Vol. 2, No. 3
- ccxxxvii. Khan, M. A., (2010): "Effects of Human Resource Management Practices on Organizational Performance – An Empirical Study of Oil and Gas Industry in Pakistan", *European Journal of Economics, Finance and Administrative Sciences*.
- ccxxxviii. Khatri, N. . (2000). Managing human resource for competitive advantage: a study of companies in Singapore. *International Journal of Human Resource Management*, 11(2), 336-365.
- ccxxxix. Khatri, N. . (2000, April ). Managing Human Resource for Competitive Advantage: A Study of Companies in Singapore. *International Journal of Human Resource Management*, 11, 336-365.
- ccxl. Kidombo, H.J. (2007). *Human Resource Strategic Orientation, Organizational Commitment and Firm Performance in Large Private, Manufacturing Firms in Kenya*. [Unpublished] Ph. D Thesis, University of Nairobi, School of Business.
- ccxli. Kimberly, J. (1976). Organizational Size and Structuralist Perspective: A Review, Critique, and Proposal. *Administrative Science Quarterly*, 21, 571-597.
- ccxlii. Kintana, M.L., Alonso, A.U., & Verri, C.G.O. . (2003). High performance work systems and firm's operational performance: The moderating role of technology. Working Paper.
- ccxliii. Klaas, B., McClendon, J., & Gainey, T. W. . (2000). Managing HR in the small and medium enterprise: The impact of professional employer organizations. *Entrepreneurship: Theory and Practice* , 25(1), 107–124 .
- ccxliv. Kochan, T. A., Wells, J. C., & Smith, M. (1992). Consequences of a failed IR system: contract workers in the petrochemical industry. *Sloan Management Review*, 21, 79-89.



- ccxlv. Kothari, C.R. (2004). *Research Methodology: Methods and Techniques* (2nd ed.). New Delhi : New Age International (P) Limited Publishers.
- ccxlvii. Kotler, P & Armstrong, G. (2001). *Principles of Marketing* (9th ed.). New Delhi, India: Prentice Hall.
- ccxlviii. Krueger, A. & Rouse, C. . (1988). The effect of work place education on earnings, turnover, and job performance. *Journal of Labor Economics*, 16(1), 61–94.
- ccxlix. Kuratko, D. F., Hornsby, J. S., & Naffziger, D. W. (1997). An examination of owner's goals in sustaining entrepreneurship. *Journal of Small Business Management*, 35(1), 24-33.
- cccl. Kuratko, D. F., Montagno, R. V., & Hornsby, J. S. (1990). Developing an intrapreneurial assessment instrument for an effective corporate entrepreneurial environment. *Strategic Management Journal*, 11, 49-58.
- cccli. Kydd, C. T., & Oppenheim, L. (1990). Using human resource management to enhance competitiveness: Lessons from four excellent companies. *Human Resource Management*, 29(2), 145-166.
- ccclii. Lado, A. A., Boyd, N. G. & Wright, P. (1992). A Competency-Based Model of Sustainable Competitive Advantage: Toward a conceptual integration. *Journal of Management*, 18, 77-91.
- cccliii. Lado, Augustine A. & Wilson, Mary C . (1994, October). Human Resource Systems and Sustained Competitive Advantage: A competency-Based Perspective. *The Academy of Management Review* , 19(4), 699-727.
- cccliv. Lau, C. M., & Ngo, H. Y. (1996 ). One country many cultures: Organizational cultures of firms of different country origins. *International Business Review*, 5(5), 469–486 .
- ccclv. Lau, C. M., & Ngo, H. Y. (2004). The HR system, organizational culture, and product innovation. *International Business Review*, 13(6), 685–703.
- ccclvi. Lau, C. M., & Woodman, R. W. (1995). Understanding organizational change: A schematic perspective. *Academy of Management Journal*, 38(2), 537–554.
- ccclvii. Laursen, K. & Foss, N. J. (2003). New human resource management practices, complementarities and the impact on innovation performance. *Cambridge Journal of Economic* , 27(2), 243-263.
- ccclviii. Lawler, E. E. (1986). *High Involvement Management*. San Francisco, CA: Jossey-Bass.
- ccclix. Lawrence, P.R & Lorsch, J.W. (1967). *Organization and Environment*. Boston: Harvard Graduate School of Business, Administrative Division of Research.
- ccclx. Lawrence, PR & Lorsch, J.W. (1969). *Developing Organizations: Diagnosis and Action*. New York, USA: Addison-Wesley Publishing Company Inc.
- ccclxi. Lawrence, T.B., Mauws, M.K., Dyck, B. & Kleysen, R. . (2005). The politics of organizational learning: integrating power into the 4I framework. *Academy of Management Review*, 30, 180-191.
- ccclxii. Lecky, R. . (1999). *Constructive appraisal*. London: Thompson Marshall Publishing.
- ccclxiii. Lee J. Cronbach and Paul E. Meehl (1955) Construct validity in psychological tests. *Psychological Bulletin*, 52, 281-302.
- ccclxiv. Lee, H., Smith, K.G. & Grimm, C.M. . (2003). The effect of new product radicality and scope on the extent and speed of innovation diffusion. *Journal of Management*, 29, 753-768.
- ccclv. Legge, K . (1995). Personnel Management in recession and recovery. *Personnel review*, 17(2).
- ccclvi. Leiblein, M.J. & Madsen, T.L. (2009 ). Unbundling competitive heterogeneity: incentive structures and capability influences on technological innovation. *Strategic Management Journal*, 30, 711-735.
- ccclvii. Leifer, R., O'Connor, G. C., & Rice, M. (2007). Implementing radical innovation in mature firms: The role of hubs. *Academy of Management Executive*, 15(3), 102-113.
- ccclviii. Leiponen, A. & Helfat, C.E. . (2010). Innovation objectives, knowledge sources, and the benefits of breadth. *Strategic Management Journal*, 31, 224-36.
- ccclix. Leiponen, A. (2008). Control of intellectual assets in client relationships: implications for innovation. *Strategic Management Journal*, 29, 1371-1394.
- ccclx. Lengnick-Hall, C.A. (1992). Innovation and competitive advantage: what we know and what we need to learn. *Journal of Management*, 18, 399-429.
- ccclxi. Lengnick-Hall, C. A & Lengnick-Hall, M.L. (1988). Strategic Human Resource Management: A Review of the Literature and a Proposed Typology. *Academy of Management Review*, 13, 454-70.
- ccclxii. Leonard-Barton, D. (1992). Core capabilities and core rigidities: a paradox in managing new product development. *Strategic Management Journal*, 13, 111-125.
- ccclxiii. Leonard-Barton, D. (1995). *Wellsprings of Knowledge: Building and Sustaining the Sources of Innovation*. Boston, MA: Harvard Business School Press.
- ccclxiv. Li, Y., Zhao, Y., & Liu . (2006). The relationship between HRM, technology innovation and performance in China. *International Journal of Manpower*, 27(7), 679-697.
- ccclxv. Liebeskind, J. P. . (1996). Knowledge, strategy, and the theory of the firm . *Strategic Management Journal*, 17(Winter Special Issue), 93–107.
- ccclxvi. Lin, C. Y. Y., & Chen, M. Y. C. . (2007). Does innovation lead to performance? An empirical study of SMEs in Taiwan. *Management Research News*, 30(2), 115-132.
- ccclxvii. Loewenstein, M. .A., & Spletzer, J. R. . (1999). General and Specific Training: Evidence and Implications. *Journal of Human Resources*, 34(4), 710-733.

- cclxxvii. Lowe, J., & Oliver, N. (1991). The high commitment workplace: Two cases from a hi-tech industry. *Work, Employment & Society*, 5(3), 437-450.
- cclxxviii. Lusthaus, C. (2000). *Enhancing Organizational Performance*. New Delhi: Vikas Publishing house PVT Ltd .
- cclxxix. Lynch, L. M. & Black, S. E. (1995). Beyond the incidence of training: Evidence from a national employers' survey. NBER working paper, p. 5231.
- cclxxx. Lynch, L. M. (1992). Private-Sector Training and the Earnings of Young Workers . *American Economic Review*, 82, 299-312.
- cclxxxi. MacDuffie, J. & Kochan, T. (1995). Do US Firms Invest Less in Human Resources?: Training in the World Auto Industry. *Industrial Relations*, 34(2), 147-168.
- cclxxxii. MacDuffie, J.P. (1995 ). Human Resource Bundles and Manufacturing Performance: Organisational Logic and Flexible Production Systems in the World Auto Industry. *Industrial and Labor Relations Reviews* , 48, 197-221 .
- cclxxxiii. Matlay, H. (1999). Employee relations in small firms: a micro-business perspective. *Employee relations*, 21(3), 285-295.
- cclxxxiv. Mayer, R. C., & Davis, J. H. (1999). The effect of the performance appraisal system on trust for management: A field quasi-experiment. *Journal of applied psychology*, 84(1), 123.
- cclxxxv. Mbugua, L. (1989). The effect of commercializing technological innovation by universities in Kenya. *Academy of Management Journal*, 34(4), 689-713 .
- cclxxxvi. McDaniel, Carl & Gitman, Lawrence J. (2008). *The Future of Business*. Sydney, Australia: Thomson South-Western Corp.
- cclxxxvii. McEvily, B. & Akbar Z . (1999). Bridging Ties: A source of firm Heterogeneity in Competitive Capabilities. *Strategic Management Journal*, 20, 1133-56 .
- cclxxxviii. McGee, J.E., & M.J. Dowling. (1994) "Using R&D Cooperative Arrangements to Leverage Managerial Experience: A Study of Technology-Intensive New Ventures." *Journal of Business Venturing*. 9(1): 33-48.
- cclxxxix. Mello JA (2005). *Strategic Human Resource Management* (2nd ed.). South-Western College.
- ccxc. Mercer HR Consulting . (2005). Works Working in China. *The International Journal of Human Resource Management*.
- ccxci. Mertler, C.A. Vannatta, R.A. (2005). *Advanced and Multivariate Statistical Methods: Practical Application and Interpretation*. Los Angeles, CA. Pyrczak Publishing.
- ccxcii. Meyer, J.P., Stanley, D.J., Herscovitch, L., & Topolnytsky, L. (2002). Affective, Continuance, and Normative Commitment to the Organization: A Meta-analysis of Antecedents, Correlates, and Consequences . *Journal of Vocational Behavior*, 61, 20-52.
- ccxciii. Miles, R. E. & Snow, C.C. (1984). Designing Human Resource Systems. *Organizational Dynamics*, 13(1), 36-52.
- ccxciv. Miles, RE. & Snow, C.C. (1978). *Organizational Strategy Structure and Processes*: . New York: McGraw Hill.
- ccxcv. Milkovich. G.T. (1990 ). A Strategic Perspective on Compensation Management. In R. i. Management, & G. F. K.Rowlands (Ed.). Greenwhich, CT: JAL Press.
- ccxcvi. Miller, D. (1987). Strategy Making and Structure: analysis and implications for performance. *Academy of Management Journal*, 30(1), 7-32.
- ccxcvii. Miller, G. J., & Whitford A.B . (2006). The principal's moral hazard: Constraints on the use of incentives in hierarchy . *Journal of Public Administration Research and Theory*, 17(2), 213-233 .
- ccxcviii. Milliman, J.F, Von Glinow & Nathan. (1991). In search of 'best practices' in international human resource management: research design and methodology . *Human Resource Management*, 41(1), 5-30.
- ccxcix. Minbaeva, D. (2005). HRM Practices and MNC Knowledge Transfer. *Personnel Review*, 34(1), 125-144.
- ccc. Minbaeva, D., Pedersen, T., Bjorkman, I., Fey, C.F., & Park, H. . (2003). MNC Knowledge Transfer, Subsidiary Absorptive Capability and HRM. *Journal of International Business Studies*, 34, 586-599.
- ccci. Mintzberg, Henry. (1979). *The Structuring of Organizations* . Englewood Cliffs, New Jersey: Prentice Hall, Incorporated.
- cccii. Mondy, Wayne R., Arthur, Sharplin, & Premeaux, Shane R. (1990 ). *Management and Organizational Behaviour*. London-UK.: A Division of Simon and Schuster Inc.
- ccciii. Mosakowski, E. (1998). Managerial Prescription under the Resource-Based View of Strategy: The Example of Motivational Techniques. *Strategic Management Journal*, 19, 1169-1182.
- ccciv. Mugenda, O.M & Mugenda A.G. (2003). *Research methods, quantitative and qualitative approaches*. Nairobi : acts press.
- cccv. Mulaki, A. (2000). An Assessment of the use of Value Analysis Method by Companies Quoted in the Nairobi Stock Exchange . Unpublished MBA Research Project.
- cccvi. Mullins, J. L. (2002). *Management and Organizational Behaviour*. Prentice Hall.
- cccvii. Mumford, M. D. (2000). Managing creative people: Strategies and tactics for innovation. *Human Resource Management Review*, 10(3), 313-351.
- cccviii. Munyoki, J. M. (2007). *The Effect of Technology Transfer on Organizational Performance*: . A Thesis, University of Nairobi.
- cccix. Nachmias, V.F. & Nachmias D. (1996, July 1). Research methods in the social sciences. *Nairobi Journal of Management Role*.
- cccx. Nankervis, A. R., Compton, R. L., & McCarthy, T. E. (1999). *Strategic Human Resource Management* (3rd ed.). Melbourne: Nelson ITP.
- cccxi. Nation Media Group. (2005). *Nation Business Directory*.

- cccxi. Nation, M. (2007, July 6). Telecoms spices market with big price reduction. *Business Daily*.
- cccxiii. National Development Plan 2002-2008. (2002).
- cccxiv. Negro S.O. (2007). *Dynamics of Technological Innovation Systems - The case of biomass energy*. Thesis, Utrecht University, Utrecht.
- cccxy. Nickell, S. (1995). *The performance of companies*. Blackwell: Oxford Press.
- cccxvi. Nkomo, S. M. (1992). The Emperor has no Clothes: Rewriting "race in organization. *Academy of Management Review*, 17, 487-513.
- cccxvii. Noe, R. A., Hollenbeck, J. R., Gerhart, B., & Wright, P. M. (2000). *Human Resource Management*. Chicago, IL: Irwin.
- cccxviii. Nohria, N., & Gulati, R. (1996). Is slack good or bad for innovation? . *Academy of Management Journal*, 39, 245-264.
- cccix. North D.C. (1990). *Institutions, Institutional Change and Economic Performance*. New York: Cambridge University Press.
- cccxi. Nunnally, J. C. (1978). *Psychometric Theory*. New York: McGraw-Hill.
- cccxi. Ojera, P. (2011). *Impact of strategic control practices and strategic orientation on organizational performance of sugar firms in Western Kenya*. Unpublished Ph.D dissertation.
- cccxxii. Ojwang, K. (1989). Generational technological change: effects of innovation and local rivalry on performance. *The Academy of Management Journal*, 39, 1185-217.
- cccxxiii. Olorunniwo, F., & Udo, G. (2002). The impact of management and employees on cellular manufacturing implementation. *International Journal of Production Economics*, 76(1), 27-38.
- cccxxiv. Orlando, C. Richard . (2000, April). Racial Diversity, Business Strategy, and Firm Performance: A Resource-Based View. *The Academy of Management Journal*, 43(2), 164-177.
- cccxxv. Ouchi, W.G. (1977, March). The Relationship between Organizational Structure and Organizational Control. *Administrative Science Quarterly* , XXII(1), 95-113.
- cccxxvi. Pallant, J. (2007). *SPSS survival manual: A step by step guide to data analysis using SPSS for Windows*. Maidenhead: Open University Press.
- cccxxvii. Pavett, C., & Lau, A. (1983). Managerial work: The influence of hierarchical level and functional specialty. *Academy of Management Journal*, 26, 170-177.
- cccxxviii. Pavitt, F. (1990). The adoption of technological, administrative, and ancillary innovations: impact of organizational factors. *Journal of Management*, 15.
- cccxxix. Pendrose E.T . (1959 ). *The theory of the growth of the firm*. Oxford, England: Basil Blackwell.
- cccxxx. Perrott, Bruce E . (2008, December). *Managing Strategy in Turbulent Environments*. *Journal of General Management*, 33(3), 21-30 .
- cccxxxi. Perrow, C. (1965). *Hospitals Technology, Structure and Goals*. *Handbook of organizations*. Chicago: Rand-McNally.
- cccxxxii. Pettigrew, A.M. (1973). *The Politics of Organizational Decision Making* . London-UK: Tavistock Publications.
- cccxxxiii. Pfeffer, J & Sutton, R.I . (2006). *Hard facts, dangerous half-truths, and total nonsense: Profiting from evidence-based management*. Boston: Harvard Business School Press.
- cccxxxiv. Pfeffer, J. & Cohen. Y. (1984, December). Determinants of Internal Labour Markets in Organizations. *Administrative Science Quarterly*, 29(4), 550-572.
- cccxxxv. Pfeffer, J. (1994). *Competitive advantage through people*. Boston/Mass.
- cccxxxvi. Pfeffer, J. (1994). *Competitive Advantage through People*. Boston: Harvard Business School Press.
- cccxxxvii. Pfeffer, J. (1998). *Seven Practices of Successful Organizations* . *California Management Review* , 40, 96–124.
- cccxxxviii. Pfeffer, J. & Salancik, G.R. (1978). *The External Control of Organization: A Resource Dependency Perspective*. New York: Harper & Row.
- cccxxxix. Pil, F.K. & MacDuffie, J.P. (1996). The Adoption of High-involvement Work Practice. *Industrial Relations*, 35(3), 423–455.
- cccxl. Pleshko, Larry P. (2006). Product Growth Strategies of the Miles and Snow Strategic Groups. *Proceedings of the Academy of Strategic Management*. V(1), pp. 15-19. Allied Academies International Conference.
- cccxli. Podsakoff, P.M., Mackenzie, S.B., Lee, J.Y., & Podsakoff, N.P. (2003). Common Method Biases in Behavioral Research: A Critical Review of the Literature and Recommended Remedies. *Journal of Applied Psychology*, 88(5), 879–903.
- cccxlii. Porter M.E. (1985 ). *Competitive advantage; creating and sustaining superior performance* . New York: Free Press .
- cccxliii. Porter M.E. (1990). *Competitive strategy; techniques for analyzing industries and competitors*. New York: Free Press .
- cccxliv. Porter, M. (1980). *Competitive Strategy: Techniques for Analyzing Industries and Competitors*. New York: The Free Press.
- cccxlv. Porter, M. (1985). *Competitive Advantage*. New York: The Free Press. pp.13-2
- cccxlv. Prahalad C.K. & Hamel, G. (1990). Core competence concept. *Harvard Business Review*.
- cccxlvi. Prahalad, C.K. & Hamel, G. (1994). Strategy as a field of study; why search for a new paradigm? *Strategic Management Journal* , 15(1), 5-16.
- cccxlviii. Prahalad, C.K. & Hamel, Gary. (1994). *Competing for the Future*. Boston: Harvard Business School Press.
- cccxliv. Prahalad, C.K. & Hamel, Gary. (1996). *Competing for the Future*. . Boston: Harvard Business School Press .
- cccli. Prahalad. CK. & Hamel. G. (1990). The Core Competence of the Corporation. *Harvard Business Review*, 68(3), pp. 79-91.
- cccli. Prescott, John E. (1986, June). Environments as Moderators of the Relationship between Strategy and Performance. *The Academy of Management Journal*, 29(2), 329-346.

- ccclii. Priem, Richard L. & Butler, John E. (2001, January). Is the Resource-Based “View” a Useful Perspective for Strategic Management Research? *The Academy of Management Review*, 26(1), 22-40.
- cccliii. Pugh, D.S., Hickson, J .D. Hinnings, C.R & Turner. (1968). Dimensions of Organization Structure. *Administrative Quarterly*, 13, 65-105.
- cccliv. Pugh, D.S., Hickson, J.D., Hinnings, C.R & Turner. (1969a). The context of organization structures. *Administrative Science Quarterly*, 14, 91-114.
- ccclv. Pugh. D.S., Hickson, J.D., Hinnings, C.R. & Turner. (1969b). An Empirical Taxonomy of Structures of Work Organizations. *Administrative Science Quarterly*, 14, 115-126.
- ccclvi. Quinn, J .B. (1980). *Strategic Change: Logical Incrementalism*. (R. D, Ed.) Irwin, Inc.
- ccclvii. Quinn, R. E. (1988). *Beyond rational management: Mastering the paradoxes and competing demands of high performance*. San Francisco: Jossey-Bass.
- ccclviii. Quinn, R. E., & McGrath, M. R. (1985). The transformation of organizational culture: A competing values perspective. In *Organizational culture* (P. J. Frost, L. F. Moore, M. R. Louis, C. C. Lundberg, & J. Martin ed., pp. 315–344). Beverly Hills, CA: Sage.
- ccclix. Quinn, R. E., & Rohrbaugh, J. (1983). A spatial model of effectiveness criteria: Towards a competing values approach to organizational analysis. *Management Science*, 29(3), 363–377.
- ccclx. Quinn, R. E., & Spreitzer, G. M. (1991). The psychometrics of the competing values culture instrument and an analysis of the impact of organizational culture on quality of life . In R. W. Pasmore (Ed.), *Research in organizational change and development*. Greenwich , CT: JAI.
- ccclxi. Ramsay, H., Scholarios, D.& Harley, B. (2000). Employees and high-performance work systems: testing inside the black box. *British Journal of Industrial Relations*, 38, 501–31.
- ccclxii. Rechner, P & Dalton, D . (1991). CEO Duality and Organisational Performance: Longitudinal study. *Strategic Management Journal*, 12, 155-160.
- ccclxiii. Reddy, K, Locke, S & Scrimgeour, F . (2010). The Efficacy of Principle-based Corporate Governance Practices and Firm Financial Performance. *International Journal of Managerial Finance* , 6(3), 190-219.
- ccclxiv. Reeves, T.K & Woodward, J. (1970). *The Study of Managerial Control* . In Woodward (Ed.), *Industrial Organizations: Behaviour and Control*. London: Oxford University Press.
- ccclxv. Republic of Kenya . (2002). *National Development Plan, 2002 – 2008: Effective Management for sustainable economic growth and poverty reduction* .
- ccclxvi. Republic of Kenya. (1995). *Statistic Abstract*. Central Bureau of Statistics .
- ccclxvii. Republic of Kenya. (2009). *Economic Survey*. Ministry of Planning and National Development, Kenya Bureau of Statistics . Government Printer.
- ccclxviii. Republic of Kenya;. (2012). *Economic Survey*. Ministry of Planning and National Development, Kenya Bureau of Statistics . Government Printer .
- ccclxix. Restubog, S. L. D., Hornsey, M. J., Bordia, P. & Esposito, S. R. (2008). Effects of psychological contract breach on organizational citizenship behaviour: insights from the group value model. *Journal of Management Studies*, 45, 1377–400.
- ccclxx. Rettab, B, Brik, AB & Mellahi, K . (2008 , December). A Study of Management Perceptions of the Impact of Corporate Social Responsibility on Organisational Performance in Emerging Economies: The Case of Dubai. *Journal of Business Ethics*, 17.
- ccclxxi. Rhoades, L. & Eisenberger, R. . (2002). Perceived organizational support: a review of the literature. *Journal of Applied Psychology* , 87, 698–714.
- ccclxxii. Riahi-Belkaoui, A . (2003). Intellectual Capital and Firm Pperformance of US Multinational Firms: A study of the Resource-based and Stakeholder Views. *Journal of Intellectual Capital* , 4(2), 215-226.
- ccclxxiii. Rogg, K. L., Schmidt, D. B., Shull, C. & Schmitt, N. (2001). Human resource practices, organizational climate, and customer satisfaction. *Journal of Management*, 27, 431–449.
- ccclxxiv. Rousseau, D. M., & Wade-Benzoni, K. A. (1994). Linking strategy and human resource practices: How employee and customer contracts are created. *Human Resource Management*, 33(3), 463–463 .
- ccclxxv. Ruwan, A. (2007). *The Impact of Human Resource Management Practices on Marketing Executives Turnover of Leasing Companies in Sri Lanka*. *Contemporary management Research*, 3(3).
- ccclxxvi. Schein, E. H . (1988). *Organizational culture and leadership: A dynamic view*. . San Francisco: Jossey- Bass.
- ccclxxvii. Schendel, D.C. & Hoffer Schendel. (1979). *Strategic Management: A new view of business policy and planning*. Boston little brown and company .
- ccclxxviii. Schmidt, U., & Zank, H. (2005). What is loss aversion? *Journal of Risk and Uncertainty* , 30(2), 157–167.
- ccclxxix. Schroeder, Roger G., Bates, Kimberley A. & Junttila, Mikko A. (2002). A Resource-Based View of Manufacturing Strategy and the Relationship to Manufacturing Performance. *Strategic Management Journal*, 23(2), 105-117.
- ccclxxx. Schuler, R. S., & Jackson, S. E. (2007). *Strategic human resource management*. Oxford: Wiley-Blackwell.
- ccclxxxi. Schuler, R., and Jackson, S., (1987): “Linking competitive strategies with human resource management practices”, *Academy of Management Executive*, Vol.1 , No.3, pp. 207-19.
- ccclxxxii. Schuler, R.S., & MacMillan, S.E. (1984 ). *Strategic Human Resource Management*. Oxford: Blackwell .



- ccclxxxiii. Schulze, W. S., Lubatkin, M. H., Dino, R. N., & Buchholtz, A. K. (2001). Agency relationship in family firms: Theory and evidence. *12*(9), 99–116.
- ccclxxxiv. Scott, W.R. (2001). *Institutions and Organizations*, Sage Publications. London, UK.
- ccclxxxv. Serin, a. E., & balkan, m. O. (2013). The relationship between market orientation and organizational innovation: the role of the shr practices.
- ccclxxxvi. Sharma, S., Durand, R. M., Gur-Arie, O., & University of Michigan. (1981). Identification and analysis of moderator variables.
- ccclxxxvii. Shipton, H., Fay, D., West, M., Patterson, M., & Birdi, K. (2005). Managing people to promote innovation. *Creativity and innovation management*, *14*(2), 118-128.
- ccclxxxviii. Singh, K. (2004). Impact of HR practices on perceived firm performance in India. *Asia Pacific Journal of Human Resources*, *42*(3), 301-317.
- ccclxxxix. Singleton, R., Straits, B., Straits M. (1993) *Approaches to Social Research*. New York: Oxford.
- cccxc. Smith, G.D., Arnold, D.R. & Bizzel, B.G. (1991). *Business Strategy and Policy* (3rd ed.). New York-USA: Houghton Mifflin Company.
- cccxc. Smits R.E.H.M. (2002). Innovation studies in the 21st century. *Technological Forecasting and Social Change*, 861-883 .
- cccxcii. Storey, J. (1992). *Developments in the Management of Human Resources*. Oxford: Blackwell.
- cccxciii. Storey, J. (1995). Human resource management: still marching on, or marching out? In J. Storey (Ed.), *Human Resource Management: A Critical Text*. London: Routledge.
- cccxciv. Storey, J., Ackers, P., Bacon, N., Buchanan, D., Coates, D. & Preston, D. . (1994). *Human Resource Management Practices in Leicestershire: A Trends Monitor*. Loughborough: Training and Enterprise Council.
- cccxcv. Story, J. (1992). *Development on the Management of Human Resources*. London-England: Blackwell Oxford.
- cccxcvi. Suurs R.A.A. (2009). *Motors of sustainable innovation. Towards a theory on the dynamics of technological innovation systems*. Thesis.
- cccxcvii. Tabachnick, B. G., & Fidell, L. S. (2007). *Using multivariate statistics*. 6<sup>th</sup> ed. Boston: Pearson/Allyn & Bacon.
- cccxcviii. Takeuchi, R., Chen, G., W, & Lepak, D. (2003). Through the looking glass of a social system: cross-level effects of high-performance work systems on employees' attitudes. *Personnel Psychology*, *62*, 1–29.
- cccxcix. Takeuchi, R., Lepak, D., Wang, H. & Takeuchi, K. (2007). An empirical examination of the mechanisms moderating between high-performance work systems and the performance of Japanese organizations. *Journal of Applied Psychology*, *92*, 1069–83.
- cd. Tan, Hao; Weston, Rae & Tang, Yiming. (1998). *Applying the Miles and Snow's Business Strategy Typology to China's Real Estate Development Industry: A Research Framework*. Ph.D Thesis; Macquarie Graduate School of Management, Macquarie University.
- cdi. Taylor, et al . (1996, October). Towards an Integrative Model of Strategic International Human Resource Management. *The Academy of Management Review*, *21*(4), 959-985.
- cdii. Teece, D. J., Pisano, G., & Shuen, A. (1997 ). Dynamic capabilities and strategic management. *Strategic Management Journal*, *18*, 509-533.
- cdiii. Terpstra, D. E., & Rozell, E. J. (1993). The relationship of staffing practices to organizational level measures of performance. *Personnel psychology*, *46*(1), 27-48.
- cdiv. Thomas, B. S., & Scott, S. A. (2007). *Management: Leading and Collaboration in Competitive World*. Inc Mc Graw-Hill Books, New York, USA.
- cdv. Thompson A.& Strickland A.J. (1993). *Strategic Management: concepts and cases*. New York: Irwin.
- cdvi. Thompson et al. (2007 ). *Crafting and executing strategy: text and readings* (15th ed.). New York: Mc Graw Hill companies.
- cdvii. Thompson, J.D . (1967). *Organizations in Action: Social Science Bases of Administrative Theory*. London, United Kingdom : McGraw-Hill Book Co.
- cdviii. Thompson, Jnr. A.A & Strickland, A.J. III. (1990). *Strategic Management: Concepts and Cases* (5th ed.). Irwin: R.D. Inc.
- cdix. Tilly Chacko M. (2010). *Best HR Practices*. Hyderabad: ICFAI University Press.
- cdx. Tiwari, P., & Saxena, K. (2012). Human resource management practices: A comprehensive review. *Pakistan Business Review*, *9*(2), 669-705.
- cdxi. Truss, C. (2008). *Shifting the Paradigm in Human Resource Management from the Resource-Based View to Complex Adaptive Systems*: Kingston Business School, Kingston University. London, England : Kingston Hill Kingston on Thames Surrey, KT2 7LB.
- cdxii. Tsui, A. S; Jone L. Pearce; Lyman W. Porter & Angela M. Tripoli . (1997). Alternative Approaches to the Employee-Organization Relationship: Does Investment in Employees Pay Off? *Academy of Management Journal*, *40*(5), 1089-1121.
- cdxiii. Vafeas, N . (2000). Board Structure and the Informativeness of Earnings. *Journal of Accounting and Public Policy*, *19*(2), 139-160.
- cdxiv. Valenti, MA, Luce, R & Mayfield, C . (2011). The effect of firm Performance on Corporate Governance . *Management Research Review* , *34*(3), 263-83.



- cdxv. Van Dyne, L. & Ang, S. . (1998 ). Organizational citizenship behavior of contingent workers in Singapore. *Academy of Management Journal* , 41, 692–703.
- cdxvi. Van Lente H. & Rip A. (1998). Expectations in Technological Developments: An Example of Prospective Structures to be Filled in by Agency. In C. D. Meulen (Ed.), *Getting New Technologies Together Expectations in Technological Developments: An Example of Prospective Structures to be filled in by Agency*. Berlin: Walter de Gruyter.
- cdxvii. Van Lente H. (1993). *Promising Technology - Dynamics of Expectations in Technological Developments*. Thesis.
- cdxviii. Veal, A.J . (2005). *Business Research Methods: A Managerial Approach* (2nd ed.). NSW, Australia: Pearson Education.
- cdxix. Velde, EVd, Vermeir, W & Corten, F . (2005 ). Finance and Accounting Corporate social responsibility and financial performance. *Corporate Governance* , 5(3), 128-138.
- cdxx. Verkinderen, F. & Altman, Y. (2002 ). Organization and HRM in the New Economy. *Human Resource Planning*, 25(4), 19-29.
- cdxxi. Von Hippel, E. (1976 ). The Dominant Role of Users in the Scientific Instruments Innovation Process. *Research policy*, 5, 212-239.
- cdxxii. Vorhies, D. W., Morgan, R. E., & Autry, C. W. (2009). Product-market strategy and the marketing capabilities of the firm: impact on market effectiveness and cash flow performance. *Strategic Management Journal*, 30, 12, 1310-1334.
- cdxxiii. Vrande, V., Lemmens, C. & Vanhaverbeke, W. (2006). Choosing Governance Modes for External Technology Sourcing. *R&D Management*, 36(3), 347-363.
- cdxxiv. Waddock, S.A. & Graves, S.B . (1997). The Corporate Social Performance- Financial Performance Link. *Strategic Management Journal*, 18(4), 303-319.
- cdxxv. Wagner, III J.A . (1994). Participation's Effects on Performance and Satisfaction: A Reconsideration of Research Evidence. *The Academy of Management Review*, 19(2), 312-330.
- cdxxvi. Wagner, T. H., 1998, 'Determinants of Human Resource Management Practices in Small Firms: Some Evidence from Atlantic Canada', *Journal of Small Business Management*, Vol.36,
- cdxxvii. Waldman, D., Ramírez, G. G., House, R. J. & Puranam, P. (2001). Does leadership matter? CEO leadership attributes and profitability under conditions of perceived environmental uncertainty. *Academy of Management Journal*, 44, 134–143.
- cdxxviii. Walton, R. E. (1985). From control to commitment in the workplace. *Harvard Business Review*, 63, 77– 84.
- cdxxix. Wan-Jing April Chang & Tung Chun Huang. (2005). Relationship between Strategic Human Resource Management and Firm Performance: A Contingency Perspective. *International Journal of Manpower*, 26(5), 434-449.
- cdxxx. Waweru, M.A.S. (2008). *Competitive Strategy Implementation and its Effect on Performance in Large Private Sector Firms in Kenya*. [Unpublished] Ph.D Thesis, University of Nairobi.
- cdxxxi. Way, S. A. (2002). High performance work systems and intermoderate indicators of firm performance within the U.S. small business sector. *Journal of Management*, 28, 765–785.
- cdxxxii. Wayne, S. J., Shore, L. M. & Liden, R. C. (1997). Perceived organizational exchange and leader-member exchange: a social exchange perspective. *Academy of Management Journal*, 40, 82–111.
- cdxxxiii. Weber, M. (1947). *The Theory of Social and Economic Organization*. (A. H. Parsons, Trans.) New York: The Free Press.
- cdxxxiv. Wernerfelt, B. (1984, April-June). A Resource-Based View of the Firm. *Strategic Management Journal*, 5(2), 177-180.
- cdxxxv. Wernerfelt, B. (1995). The Resource-Based View of the Firm: Ten Years After. *Strategic Management Journal* , 16, 171-174.
- cdxxxvi. Werther, W & Davis, K (1996). *Human resources and personnel management*, New York: McGraw- Hill, Inc.
- cdxxxvii. Westhead, P., Siegel, D.S, & Wright, M. (2003). Science Parks and the performance of New Technology – Based Firms: A Review of Recent UK Evidence and an Agenda for Future Research. *Small Business Economics* , 20, 177-183.
- cdxxxviii. Whisman M.A. & McClelland G.H. (2005). Designing, Testing and Interpreting Interactions and Moderator Effects in Family Research. *Journal of Family Psychology*, 19(1), 111-120.
- cdxxxix. Whitener, E. M. (2001). Do “high commitment” human resource practices affect employee commitment? A cross-level analysis using hierarchical linear modelling. *Journal of Management*, 27, 515–535.
- cdxl. Williams, L. J. & Anderson, S. E. (1991 ). Job satisfaction and organizational commitment as predictors of organizational citizenship and in-role behaviors. *Journal of Management*, 17, 601–617.
- cdxli. Wood, S. J. & De Menzies, L. D. (1998). High commitment management in the UK: evidence from the workplace industrial relations survey, and employers' manpower and skills practices survey. *Human Relations*, 51, 485–515.
- cdxlii. Wood, S. J. & Wall, T. D. (2002). Human resource management and business performance. In P. B. Warr (Ed.), *Psychology at Work*, (5th ed., pp. 351–374). London: Penguin.
- cdxliii. Wood, S. J. & Wall, T. D. (2007). Work enrichment and employee voice in human resource management performance studies. *International Journal of Human Resource Management*, 18, 1335–1372.
- cdxliv. Woodward, J. (1965). *Industrial Organization: Theory and Practice*. London: Oxford University Press.
- cdxlv. Wright, P. M., & McMahan, G. C. (1992). Theoretical perspectives for strategic human resource management. *Journal of management*, 18(2), 295-320.
- cdxlv. Wright, P.M. & Snell, S.A. (1991 ). Toward an Integrative View of Strategic Human Resource Management. *Human Resource Management Review*, 1, 203-225.

- cdxlvii. Wright, P.M., & MacMahan, G.C. (1992). Theoretical Perspectives for Strategic Human Resource Management. *Journal of Management*, 18, 295–320.
- cdxlviii. Wright, P.M., Dunford, B.B., & Snell, S.A. (2001 ). Human Resources and the Resource Based View of the Firm. *Journal of Management*, 27(6), 701–720.
- cdxlix. Wright, P.M., Gardner, T.M., Moynihan, L.M., & Allen, M.R. (1994). The Relationship Between HR Practices and Firm Performance: Examining Causal Order. *Personnel Psychology*.
- cdl. Wright. P. M., & McMahan, G. C. (1992). Theoretical perspectives for strategic human resource management. *Journal of Management*, 18, 295-320.
- cdli. Wright. Patrick M.& Snell, Scott A. . (1998, October). Toward a Unifying Framework for Exploring Fit and Flexibility in Strategic Human Resource Management. *Academy of Management Review*, 23(4), 756-772.
- cdlii. Youndt, M., Snell, S.A., Dean, J.W., Jr, & Lepak, D.P. (1996). Human Resource Management, Manufacturing Strategy, and Firm Performance. *Academy of Management Journal*, 39, 836-866.
- cdliii. Young P.V. (1960). *Scientific social survey and research* (3rd ed.). New York.
- cdliv. Zahra, S.A & Pearce, J.A. (1990). Research Evidence on the Miles-Snow Typology. *Journal of Management*, 16(4), 751-768.
- cdlv. Zhang, Y., Tian, Y., Myneni, R. B., & Knyazikhin, Y. (2001). Assessing the information content of multiangle satellite data for mapping biomes. 1: statistical analysis. *Remote Sensing of Environment* (accepted September 2001)
- cdlvi. Zou and Tamer. (2004). Strategic human resources, innovation and entrepreneurship fit: a cross regional comparative model. *International Journal of Manpower*.